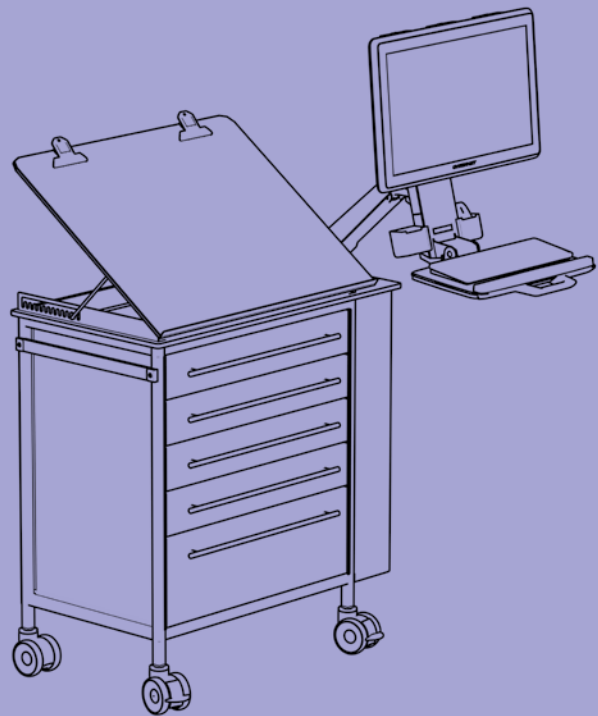


# CHART WORKSTATIONS

**500 SERIES / 700 SERIES / 1000 SERIES**

# CHART WORKSTATIONS

500 SERIES / 700 SERIES / 1000 SERIES



\*Model shown: FW1119-IT-MOB-DC - mobile power IT Pod



**FREEWAY**  
Medical

## Chart Workstations. Making easy work of patient notes.

Our Chart Workstations come in various guises but all offer the same flexibility, build quality and custom paint colours as our other ranges.

Freeway Medical have worked hard to custom-design features that work hard in hospitals and are now offering the opportunity to make paperless patient notes a reality with a brand new go-anywhere mobile power and IT upgrade.

Further customisation is possible, such as optional hook-over accessories, digital security and divider shelves, meaning your workstation works for you.

[Explore our Chart Workstation range >](#)

What is included on the base models?

Your desired Chart Workstation is simply a few steps away, customised at no extra cost to you: choose your ideal width, choose your drawer front or frame colour and then choose your preferred tray or basket combination (where applicable).

If you would like to upgrade components or add optional extras, there are plenty to choose from including the brand new integrated IT and mobile power solutions.

CHART WORKSTATION  
500 SERIES



CHART WORKSTATION  
700 SERIES

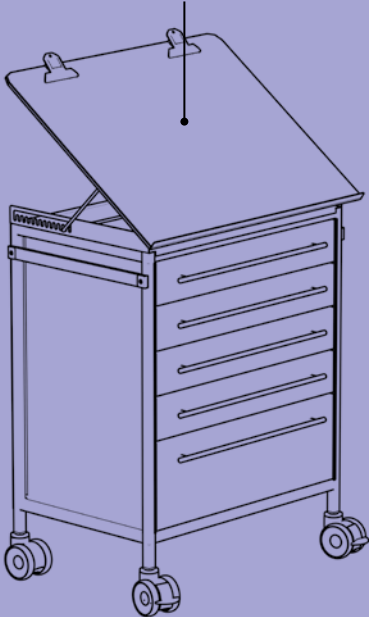
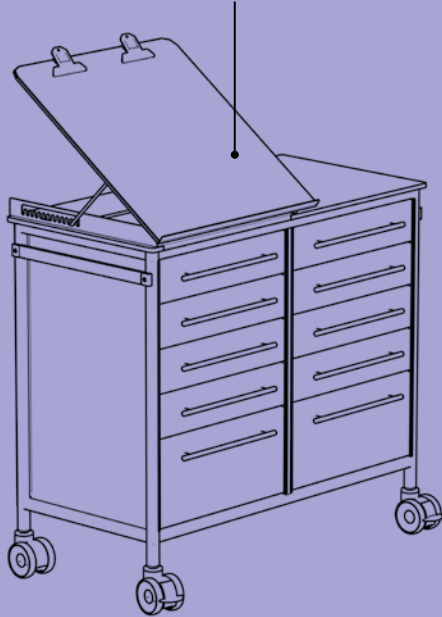
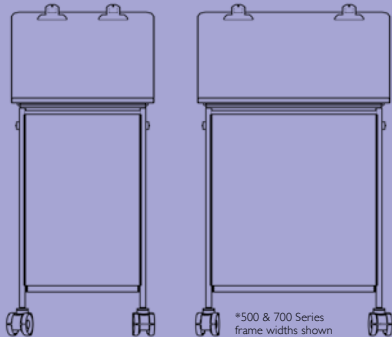


CHART WORKSTATION  
1000 SERIES




\*FW3450-6, FW1119 AND FW3540 models shown

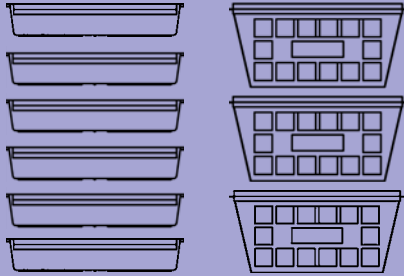
1. CHOOSE YOUR  
IDEAL WIDTH  
(3 widths available)



1. CHOOSE YOUR  
IDEAL COLOUR  
(9 options available)



2. CHOOSE YOUR  
STORAGE TRAYS  
(or drawer depths  
where applicable)



4. CHOOSE YOUR UPGRADES (optional IT integration - see pages 281/287/293/295/297)

WHY BUY FREEWAY? BECAUSE ALL THESE FEATURES ARE STANDARD!



Custom Colour Choice

Every Chart Workstation can be colour customised. Choose from one of 8 available colours for the frame or drawer-fronts to liven up your product.



Adjustable Viewing Angles

All chart boards can be height adjusted so you can obtain the perfect viewing angle for each individual using the cart. They can also be laid flat if necessary.



Slide-Off Chart Board

Standard on all our double width Chart Workstations and an optional extra on the narrower models, the slide-off chart board offers flexibility in use.



Built-In Accessory Rails

Simple accessories give the cart endless upgrade options via our range of hook-over accessories, enhancing the Chart Workstations' uses.



Every Purpose Cart

From a simple, stand-alone chart board, to one with drawers, IT options and baskets, we have multiple options for you to choose from.



Amazing Upgrades


From secure mains-powered pods, to fully mobile all-in-one screen and PC solutions, the future of paperless patient notes is already here.

## CHART WORKSTATIONS - 500 SERIES / OPEN STOOL SPACE



\*Measurements are inclusive of the chart board in a flat position. Stool shown for illustrational purposes.

### CHASSIS COLOURS *(included in price)*



PRODUCT CODE

**FW3410-6** Chart Workstation 500 Series

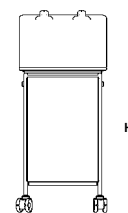
Have the option of taking some weight off your feet with a Chart Workstation you can slot a stool under; whilst making full use of the space provided.

### DIMENSIONS\*

Height = **960mm** Width = **600mm** Depth = **550mm**

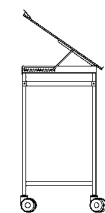
### PRODUCT ELEVATIONS

Front



W

Side



D



### ADJUSTABLE CHART BOARD *(as standard)*



## CHART WORKSTATIONS - 500 SERIES / LOWER TRAY



PRODUCT CODE

**FW3410B-6** Chart Workstation 500 Series *(with tray)*

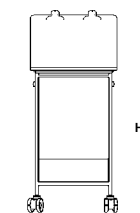
Having a lower storage tray gives you the option to transport equipment or folders – check out the optional divider tray to organise more effectively.

### DIMENSIONS\*

Height = **960mm** Width = **600mm** Depth = **550mm**

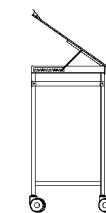
### PRODUCT ELEVATIONS

Front



W

Side



D



### OPTIONAL SLIDE-ON/OFF CHART BOARD

*(p.298)*

A slide-on/slide-off chart board for maximum flexibility.




### HOOK-OVER ACCESSORIES *(optional)*

*(p.22)*

\*Consumables not included.



### OPTIONAL DIVIDER TRAY *(open tray is included)*



Upgrade to this divider tray to give segregated storage capacity for folders and binders.



## CHART WORKSTATIONS - 500 SERIES / 1-DRAWER



\*Measurements are inclusive of the chart board in a flat position.

### DRAWER COLOURS *(included in price)*



Blue Purple Pink Red Orange Yellow Green White

#### PRODUCT CODE

**FW3420-6** Chart Workstation 500 Series  
(1-drawer)

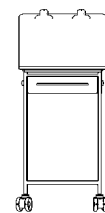
All our Chart Workstations come with fully adjustable chart board viewing angles so you can accommodate all individuals using the cart.

#### DIMENSIONS\*

Height = **960mm** Width = **600mm** Depth = **550mm**

#### PRODUCT ELEVATIONS

Front



H

W

Side



D



### OPTIONAL SLIDE-ON/OFF CHART BOARD

*(p.298)*

An optional slide-on/slide-off chart board for maximum flexibility.



## CHART WORKSTATIONS - 500 SERIES / 2-DRAWER



\*Measurements are inclusive of the chart board in a flat position.

#### PRODUCT CODE

**FW3430-6** Chart Workstation 500 Series  
(2-drawer)

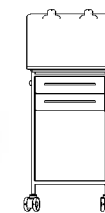
All Chart Workstations feature built-in accessory rails to transform your workstation with a multitude of hook-over accessories tailored to your requirements.

#### DIMENSIONS\*

Height = **960mm** Width = **600mm** Depth = **550mm**

#### PRODUCT ELEVATIONS

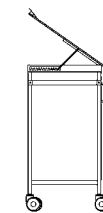
Front



H

W

Side



D



### DIGITAL LOCK OPTION *(for drawers)*

Keyless everyday operation with master key for maintenance or forgotten codes.



*(p.18)*


### HOOK-OVER ACCESSORIES *(optional)*

*(p.22)*

\*Consumables not included.



### OPTIONAL DIVIDER TRAY *(open tray is included)*



Upgrade to this divider tray to give segregated storage capacity for folders and binders.



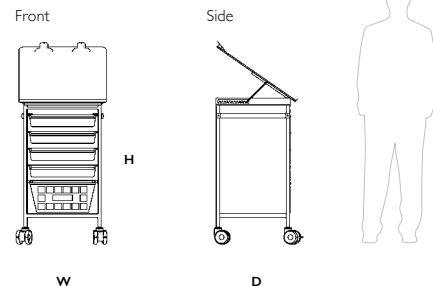
\*Measurements are inclusive of the chart board in a flat position.

PRODUCT CODE  
**FW3400-6** Chart Workstation Vari-Cart 500 Series


The Vari-Cart Chart Workstation is the perfect mix of acrylic trays and metal baskets for storing and transporting equipment required for the ward rounds.

**DIMENSIONS\***  
Height = **960mm** Width = **600mm** Depth = **550mm**

**PRODUCT ELEVATIONS**



**FRAME COLOURS** (included in price)



**OPTIONAL SLIDE-ON/OFF CHART BOARD**



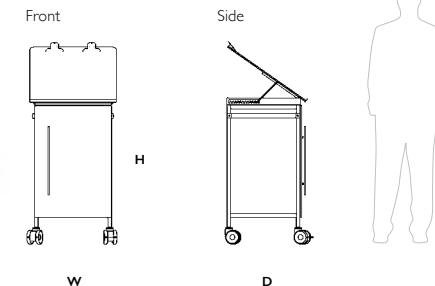
\*Measurements are inclusive of the chart board in a flat position.

PRODUCT CODE  
**FW3400-6 ECD** Chart Workstation 500 Series Vari-Cart Clear Door

The Vari-Cart Chart Workstation Clear Door model with a gives you the best of all worlds, trays and a sealed workstation all in one manoeuvrable unit.

**DIMENSIONS\***  
Height = **960mm** Width = **600mm** Depth = **550mm**

**PRODUCT ELEVATIONS**



**FRAME COLOURS** (included in price)



**DIGITAL LOCK OPTION** (for drawers)

Keyless everyday operation with master key for maintenance or forgotten codes.





\*Measurements are inclusive of the chart board in a flat position.

PRODUCT CODE

**FW3425-6** Chart Workstation 1-drawer 500 Series Vari-Cart Hybrid

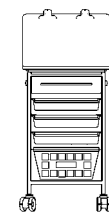
The Vari-Cart Hybrid model with a Chart Workstation gives you the best of all worlds, with a single drawer, trays and workstation all in one manoeuvrable unit.

DIMENSIONS\*

Height = **960mm** Width = **600mm** Depth = **550mm**

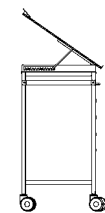
PRODUCT ELEVATIONS

Front



W

Side



D



DRAWER COLOURS *(included in price)*



Blue Purple Pink Red Orange Yellow Green White

OPTIONAL SLIDE-ON/OFF CHART BOARD

*(p.298)*

An optional slide-on/slide-off chart board for maximum flexibility.



\*Measurements are inclusive of the chart board in a flat position.

PRODUCT CODE

**FW3435-6** Chart Workstation 2-drawer 500 Series Vari-Cart Hybrid

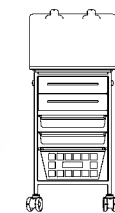
The Vari-Cart Hybrid model with a Chart Workstation gives you the best of all worlds, with drawers, trays and workstation all in one manoeuvrable unit.

DIMENSIONS\*

Height = **960mm** Width = **600mm** Depth = **550mm**

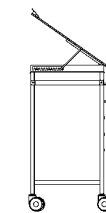
PRODUCT ELEVATIONS

Front



W

Side



D



DRAWER COLOURS *(included in price)*



Blue Purple Pink Red Orange Yellow Green White

DIGITAL LOCK OPTION *(for drawers)*

Keyless everyday operation with master key for maintenance or forgotten codes.



*(p.18)*



CHART WORKSTATIONS - 500 SERIES / 5-DRAWER



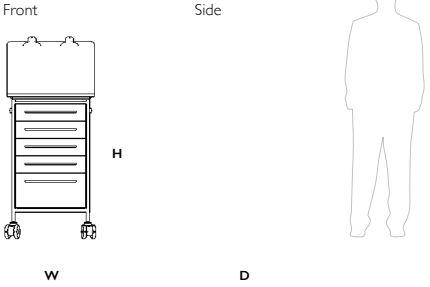
\*Measurements are inclusive of the chart board in a flat position.

PRODUCT CODE  
**FW3450-6** Chart Workstation 500 Series (5-drawer)

Customise the colour of your drawers from a selection of 8 colours: a cool blue, a roaring red or perhaps even a combination for colour-coded organisation.

DIMENSIONS\*  
Height = **960mm** Width = **600mm** Depth = **550mm**

PRODUCT ELEVATIONS



DRAWER COLOURS *(included in price)*



OPTIONAL SLIDE-ON/OFF CHART BOARD



CHART WORKSTATIONS - INTEGRATED IT POD OPTIONS




Need an integrated IT solution for your Chart Workstation?

We offer 3 versions of our popular IT Pod. A 240V plug-in model and 2 different mobile power options.

See pages 30-33 for detailed information.



Our 240V plug-in Pod. See pages 30-33



Constant mobile power via rechargeable battery pods. See pages 30-33



All-in-one PC monitor and mobile power supply! See pages 30-33

## CHART WORKSTATIONS - 700 SERIES / OPEN STOOL SPACE



\*Measurements are inclusive of the chart board in a flat position. Stool shown for illustrational purposes.

### CHASSIS COLOURS *(included in price)*



Blue Purple Pink Red Orange Yellow Green White

#### PRODUCT CODE

**FW1000** Chart Workstation 700 Series  
(with stool space)

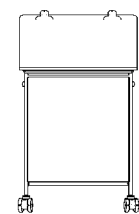
Choose to sit or choose to stand with the Open Stool Space Chart Workstation which has a fully adjustable chart board, adaptable to the position you choose.

#### DIMENSIONS\*

Height = **960mm**\* Width = **800mm** Depth = **600mm**

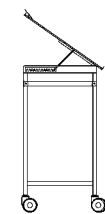
#### PRODUCT ELEVATIONS

Front



W

Side



D



### ADJUSTABLE CHART BOARD *(as standard)*



## CHART WORKSTATIONS - 700 SERIES / LOWER TRAY



\*Measurements are inclusive of the chart board in a flat position.

#### PRODUCT CODE

**FW1000B** Chart Workstation 700 Series  
(with tray)

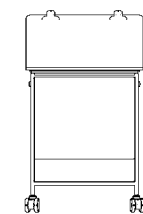
Try customising your Chart Workstation – explore your options such as chassis colour choice, having a slide on/off chart board and amazing IT upgrades.

#### DIMENSIONS\*

Height = **960mm**\* Width = **800mm** Depth = **600mm**

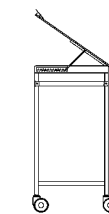
#### PRODUCT ELEVATIONS

Front



W

Side



D



### OPTIONAL SLIDE-ON/OFF CHART BOARD

(p.298)

A slide-on/slide-off chart board for maximum flexibility.




### HOOK-OVER ACCESSORIES *(optional)*

(p.22)

\*Consumables not included.



### OPTIONAL DIVIDER TRAY *(open tray is included)*



Upgrade to this divider tray to give segregated storage capacity for folders and binders.

## CHART WORKSTATIONS - 700 SERIES / 1-DRAWER



\*Measurements are inclusive of the chart board in a flat position.

PRODUCT CODE

**FW1112 Chart Workstation 700 Series (1-drawer)**

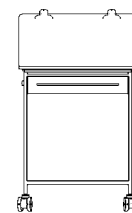
On this Chart Workstation model, add the keyless digital lock to your drawer with programmable codes for extra security when transporting the unit around wards.

**DIMENSIONS\***

Height = **960mm\*** Width = **800mm** Depth = **600mm**

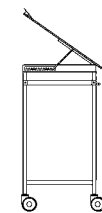
**PRODUCT ELEVATIONS**

Front



W

Side



D



**DRAWER COLOURS** *(included in price)*



Blue Purple Pink Red Orange Yellow Green White

**OPTIONAL SLIDE-ON/OFF CHART BOARD**

*(p.298)*

An optional slide-on/slide-off chart board for maximum flexibility.



## CHART WORKSTATIONS - 700 SERIES / 2-DRAWER



\*Measurements are inclusive of the chart board in a flat position.

PRODUCT CODE

**FW1114 Chart Workstation 700 Series (2-drawer)**

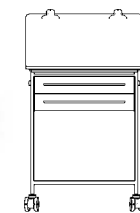
Colour coding units with colours of wards is an efficient and clever way to ensure ward equipment and units do not go astray and get back to their correct homes.

**DIMENSIONS\***

Height = **960mm\*** Width = **800mm** Depth = **600mm**

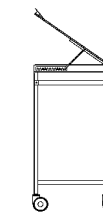
**PRODUCT ELEVATIONS**

Front



W

Side



D



**DIGITAL LOCK OPTION** *(for drawers)*

Keyless everyday operation with master key for maintenance or forgotten codes.



*(p.18)*


**HOOK-OVER ACCESSORIES** *(optional)*

*(p.22)*

\*Consumables not included.



**OPTIONAL DIVIDER TRAY** *(open tray is included)*



Upgrade to this divider tray to give segregated storage capacity for folders and binders.



CHART WORKSTATIONS - 700 SERIES / 5-DRAWER

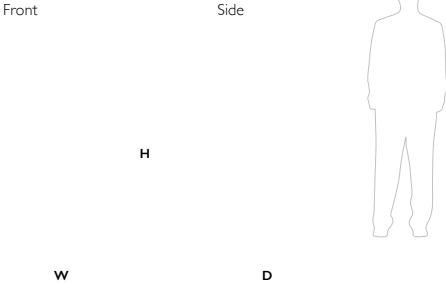


PRODUCT CODE  
**FW1119** Chart Workstation 700 Series  
(5-drawer)

The 5 drawer Chart Workstation is easily manoeuvred around hospital wards and is a useful, practical addition offering storage and space to work.

**DIMENSIONS\***  
Height = **960mm**\* Width = **800mm** Depth = **600mm**

**PRODUCT ELEVATIONS**



**DRAWER COLOURS** *(included in price)*



**OPTIONAL SLIDE-ON/OFF CHART BOARD**



CHART WORKSTATIONS - INTEGRATED IT POD OPTIONS



**Need an integrated IT solution for your Chart Workstation?**

We offer 3 versions of our popular IT Pod. A 240V plug-in model and 2 different mobile power options.

See pages 30-33 for detailed information.

**PLUG-IN MAINS POWERED**

Our 240V plug-in Pod.  
See pages 30-33

**RECHARGEABLE MOBILE AC POWER**

Constant mobile power via rechargeable battery pods.  
See pages 30-33

**RECHARGEABLE MOBILE DC POWER**

All-in-one PC monitor and mobile power supply!  
See pages 30-33



\*Measurements are inclusive of the chart board in a flat position.

PRODUCT CODE

**FW3600-6** Chart Workstation Vari-Cart 1000 Series (mixed storage)

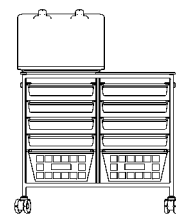
A slide-off chart board, which comes as standard on the 1000 series, offers the user flexibility where the cart can be repurposed by simply removing the chart board.

DIMENSIONS\*

Height = 960mm Width = 1020mm Depth = 550mm

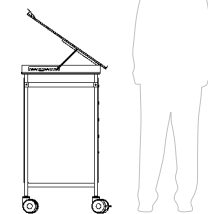
PRODUCT ELEVATIONS

Front



W

Side



D

STANDARD SLIDE-ON/OFF CHART BOARD

Standard equipment slide-on/slide-off chart board for maximum flexibility.



(p.298)

FRAME COLOURS (included in price)



Blue Purple Pink Red Orange Yellow Green White

PRODUCT CODE

**FW3600-6 ECD** Chart Workstation Vari-Cart 1000 Series Clear Door (mixed storage)

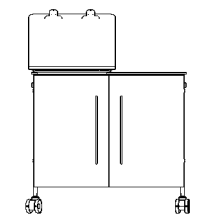
As per the 3600 model opposite, this cart offers the same mixed storage and slide-off chart board, but with an enclosed rear panel and clear acrylic doors.

DIMENSIONS\*

Height = 960mm Width = 1020mm Depth = 550mm

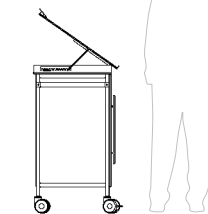
PRODUCT ELEVATIONS

Front



W

Side



D

DOOR  
270°  
OPENS

\*Measurements are inclusive of the chart board in a flat position.

FRAME COLOURS (included in price)



Blue Purple Pink Red Orange Yellow Green White

KEYLESS DIGITAL LOCK OPTION (for drawers)

Keyless everyday operation with master key for maintenance or forgotten codes.



(p.18)



## CHART WORKSTATIONS - 1000 SERIES / VARI-CART



\*Measurements are inclusive of the chart board in a flat position.

### PRODUCT CODE

**FW3625-6** Chart Workstation 1000 Series  
Vari-Cart Hybrid (2-drawer)

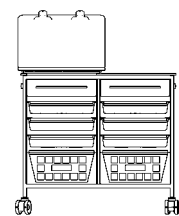
The Vari-Cart Hybrid Chart Workstation offers a useful combination of 2 solid metal drawers which can be secured with a lock, acrylic trays and metal baskets.

### DIMENSIONS\*

Height = **960mm** Width = **1020mm** Depth = **550mm**

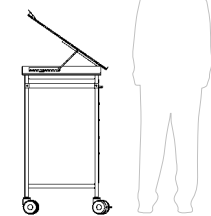
### PRODUCT ELEVATIONS

Front



W

Side



D

### FRAME COLOURS (included in price)



Blue Purple Pink Red Orange Yellow Green White

### STANDARD SLIDE-ON/OFF CHART BOARD

Standard equipment slide-on/slide-off chart board for maximum flexibility.



(p.298)

## CHART WORKSTATIONS - 1000 SERIES / 4-DRAWER / VARI-CART HYBRID

**FREEWAY**  
Medical

### PRODUCT CODE

**FW3635-6** Chart Workstation 1000 Series  
Vari-Cart Hybrid (4-drawer)

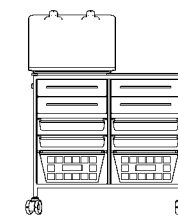
The Vari-Cart Hybrid Chart Workstation offers a useful combination of 4 solid metal drawers which can be secured with a lock, acrylic trays and metal baskets.

### DIMENSIONS\*

Height = **960mm** Width = **1020mm** Depth = **550mm**

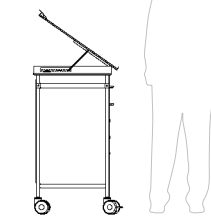
### PRODUCT ELEVATIONS

Front



W

Side



D

\*Measurements are inclusive of the chart board in a flat position.

### DRAWER COLOURS (included in price)



Blue Purple Pink Red Orange Yellow Green White

### KEYLESS DIGITAL LOCK OPTION (for drawers)

Keyless everyday operation with master key for maintenance or forgotten codes.



(p.18)

CHART WORKSTATIONS - 1000 SERIES / 5-DRAWER / OPEN STOOL SPACE



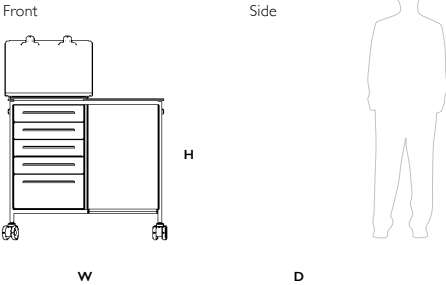
\*Measurements are inclusive of the chart board in a flat position. Stool shown for illustrational purposes.

PRODUCT CODE  
**FW3610-6** Chart Workstation 1000 Series with stool space (5-drawer)


Make this Open Stool Space Chart Workstation complement its ward by customising the drawers from a selection of 8 colours or a combination of them all!

DIMENSIONS\*  
Height = **960mm** Width = **1020mm** Depth = **550mm**

PRODUCT ELEVATIONS



DRAWER COLOURS *(included in price)*



STANDARD SLIDE-ON/OFF CHART BOARD



CHART WORKSTATIONS - INTEGRATED IT POD OPTIONS



**Need an integrated IT solution for your Chart Workstation?**

We offer 3 versions of our popular IT Pod. A 240V plug-in model and 2 different mobile power options.

See pages 30-33 for detailed information.

**PLUG-IN MAINS POWERED**

Our 240V plug-in Pod. See pages 30-33

**RECHARGEABLE MOBILE AC POWER**

Constant mobile power via rechargeable battery pods. See pages 30-33

**RECHARGEABLE MOBILE DC POWER**

All-in-one PC monitor and mobile power supply! See pages 30-33

## CHART WORKSTATIONS - 1000 SERIES / 5-DRAWER / CUPBOARD



\*Measurements are inclusive of the chart board in a flat position.

### PRODUCT CODE

**FW3630-6** Chart Workstation 1000 Series with cupboard (5-drawer)

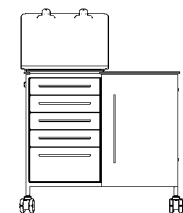
Hospital rounds can require many different types of equipment of all different sizes, which is why our 5 drawer and cupboard combination caters for all possibilities.

### DIMENSIONS\*

Height = **960mm** Width = **1020mm** Depth = **550mm**


### PRODUCT ELEVATIONS

Front



W

Side



D

### DRAWER COLOURS *(included in price)*



Blue Purple Pink Red Orange Yellow Green White Multi

### STANDARD SLIDE-ON/OFF CHART BOARD

Standard equipment slide-on/slide-off chart board for maximum flexibility.



(p.298)

## CHART WORKSTATIONS - INTEGRATED IT POD OPTIONS



## Need an integrated IT solution for your Chart Workstation?

We offer 3 versions of our popular IT Pod. A 240V plug-in model and 2 different mobile power options.

See pages 30-33 for detailed information.

**PLUG-IN  
MAINS  
POWERED**

Our 240V plug-in Pod.  
See pages 30-33

**RECHARGEABLE  
MOBILE AC  
POWER**

Constant mobile power via rechargeable battery pods.  
See pages 30-33

**RECHARGEABLE  
MOBILE DC  
POWER**

All-in-one PC monitor and mobile power supply!  
See pages 30-33



CHART WORKSTATIONS - 1000 SERIES / 2 X 5-DRAWER



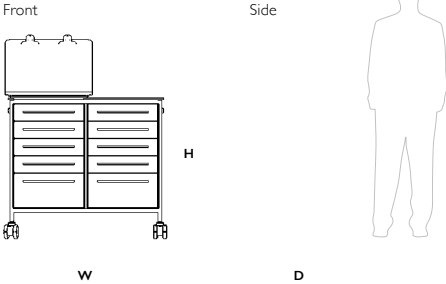
\*Measurements are inclusive of the chart board in a flat position.

PRODUCT CODE  
**FW3640-6** Chart Workstation 1000 Series  
(2 x 5-drawer)


With drawer numbers in the double digits, you certainly will not lack space on this Chart Workstation unit that is responsive in movement and secure when brakes are on.

DIMENSIONS\*  
Height = 960mm Width = 1020mm Depth = 550mm

PRODUCT ELEVATIONS



DRAWER COLOURS (included in price)



STANDARD SLIDE-ON/OFF CHART BOARD



CHART WORKSTATIONS - INTEGRATED IT POD OPTIONS




Need an integrated IT solution for your Chart Workstation?

We offer 3 versions of our popular IT Pod. A 240V plug-in model and 2 different mobile power options.

See pages 30-33 for detailed information.



Our 240V plug-in Pod.  
See pages 30-33



Constant mobile power via rechargeable battery pods.  
See pages 30-33



All-in-one PC monitor and mobile power supply!  
See pages 30-33

## CHART WORKSTATIONS - THE SLIDE-OFF CHART OPTION (500 & 700 SERIES CARTS)

### THE FIXED CHART BOARD

Most of our standard chart workstations feature the fixed chart board. They feature an adjustable working angle, but are permanently attached to the cart.



### THE SLIDE-OFF CHART BOARD

Available as an optional extra on all 500 and 700 Series Chart Workstations. They feature an adjustable working angle as per the fixed chart.



## CHART WORKSTATIONS - THE SLIDE-OFF CHART (1000 SERIES CARTS)

### STAND TO VIEW PATIENT NOTES

In this example, by sliding the chart board to the left, the sit-at desk space can be utilised making writing or inputting data to a digital device easier and more ergonomic.



### OR.....SIT TO VIEW THE PATIENT NOTES

By simply sliding the chart board to the opposite side of the cart, you can now sit to read through the more lengthy copies of patient notes and charts.





## CHART WORKSTATIONS - HEIGHT ADJUSTABLE POST CART



710-1100<sup>mm</sup>  
HEIGHT  
ADJUSTMENT

\*Height measurements  
are with the chartboard  
in a stowed position.

PRODUCT CODE

**FW850** Height Adjustable Chart Workstation

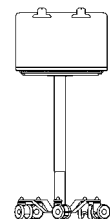
With drawer numbers in the double digits, you certainly will not lack space on this Chart Workstation unit that is responsive in movement and secure when brakes are on.

**DIMENSIONS**

Height = 710-1100mm\* Width = 560 mm Depth = 580 mm

**PRODUCT ELEVATIONS** (chart board in upright position)

Front



W

Side



D

**ADJUSTABLE CHART BOARD** (as standard)



## CHART WORKSTATIONS - HEIGHT ADJUSTABLE POST CART

**FREEWAY**  
Medical



**OPTIONAL BASE COLOURS** (included in price)



Blue

Purple

Pink

Red

Orange

Yellow

Green

White

**EASY UP. EASY DOWN.**

An assisted gas powered column makes adjusting the height of the workstation effortless.



**ANTI-TOPPLE. ULTRA-LOW CENTRE OF GRAVITY**

Our 5-point low centre of gravity base ensures the workstation remains firmly on the ground and upright in its day-to-day use. With 2 castors featuring brakes, you'll be confident the workstation will not end up accidentally blocking an emergency walkway.



**Freeway Medical**

Unit 15-16,  
Colthrop Business Park,  
Colthrop Lane, Thatcham,  
Berkshire, RG19 4NB.

**Tel:** 01635 866 717

**Fax:** 01635 866 347

**Web:** [freewaymedical.co.uk](http://freewaymedical.co.uk)

**Email:** [sales@freewaymedical.co.uk](mailto:sales@freewaymedical.co.uk)

**FREEWAYMEDICAL.CO.UK**