

HIGH QUALITY, DURABLE AND SUSTAINABLE PRODUCTS

It's our most comprehensive
product line up yet.

FREEWAY 
Medical



freewaymedical.co.uk

CONTENTS

ACCESSORIES

P. 16-17 / 22-25



VARI-CART

P. 36-55



VARI-CART ENCLOSED

P. 56-77



VARI-CART DOUBLE WIDTH

P. 78-93



VARI-CART DOUBLE WIDTH ENCLOSED

P. 94-111



VARI-CART HYBRID

P. 112-133



VARI-PRO SPECIALIST

P. 134-161



VARI-PRO

P. 162-179



DRESSING CARTS CAPPED

P. 180-199



DRESSING CARTS RAISED LIP

P. 200-213



MEDICAL RECORDS SUSPENSION

P. 214-233



MEDICAL RECORDS SHELVED

P. 234-241



INFUSION PUMP STANDS

P. 242-251



BEDSIDE

P. 252-271



CHART WORKSTATIONS

P. 272-307



ROOM DIVIDERS

P. 308-349



A BRIEF INTRODUCTION



The Vari-Cart. Where it all began.

The Vari-Cart was the beginning of a journey starting in 1989. For over two decades, Freeway Medical has been directly supplying high-quality medical trolleys to the NHS and the private sector at a competitive price.

With open and transparent communication channels between manufacturer and customer, Freeway Medical ensures the best with tailored designs to suit specific requirements for your needs.

Freeway Medical strives to make every detail of your experience as bespoke as the equipment solution provided. With a team of specialised experts, we guarantee you will only deal with highly knowledgeable individuals with an in-depth understanding of engineering, our products and the potential variety of a customer's requirements.

Familiarise yourself with our main product features and technologies >


QUALITY DURABILITY SUSTAINABILITY

It's always been our focus.


We design and manufacture all of our products with two main aims - quality and product longevity.

Many components that make up our carts and trolleys are able to be easily replaced without the need for tools or engineers. As a result, our customers avoid the costly bill (both financially and environmentally) of an entire product replacement, just because a single part has failed.

Over the long run, Freeway products are almost certainly a better, more sustainable hardware choice.



Replaceable/upgradeable - Various work surfaces that swap out in minutes, without tools.



Long life high-wear surfaces - Ultra-durable Trespa® doors and drawers ensure our carts stand up to demanding use, day in day out, for years.



Easy on, easy off - Our drawer front over-plate offers great protection in demanding environments plus the ability to add colour for easy at-a-glance consumables identification.

Thoughtful modular construction enables long life carts.

The FW3140
Vari-Cart Hybrid
demonstrates this
beautifully.



LOOKING FOR SOME COLOUR?

Take your pick.

Go bold or go traditional: the choice is yours and is included as standard on all of our products.

From aqua and lime to pink to orange, any of our equipment can be personalised at your request. Colour coding is a popular way to distinguish which equipment belongs to each ward, so if it is moved, it is instantly recognisable.

All colours are durable so whatever you choose is guaranteed to last.



WANT TO CUSTOMISE?

Adaptable by design.

In all product categories, there are multiple base options for you to browse through.

Yet our designs are not fixed. We positively encourage customisation on our products, so you end up with a design that caters to your specific requirements. It could be as small as changing colours or as large as a bespoke solution.

Whatever you decide, we're happy to help.

This is a **standard** FW3250 Vari-Cart Hybrid....



....and this is a **customised** FW3250 Vari-Cart Hybrid.



Adaptable for you.

By removing the permanent bank of drawers and replacing them with a separate Vari-Pro 500 series, the product becomes adaptable in its use allowing the storage to be manoeuvred independently from the main worksurface.

Just chat with our sales team if there is something you'd like to add, remove or adapt on any of our products. **We're always listening.**

TRIPLE BEARING CASTORS

Unbelievably smooth. Unbelievably tough.

Featuring high quality bearing sets in both the wheel and upright axles, our premium castors make manoeuvring even the largest fully-loaded room divider, an effortless task.

The ultra-grip, soft touch tyres ensure maximum traction on almost any surface and the foot-operated brake will keep the cart firmly in place where it was left.

Available in 2 sizes (75mm or 100mm) and in brake or non-brake variants.



DURABLE WORKSURFACES



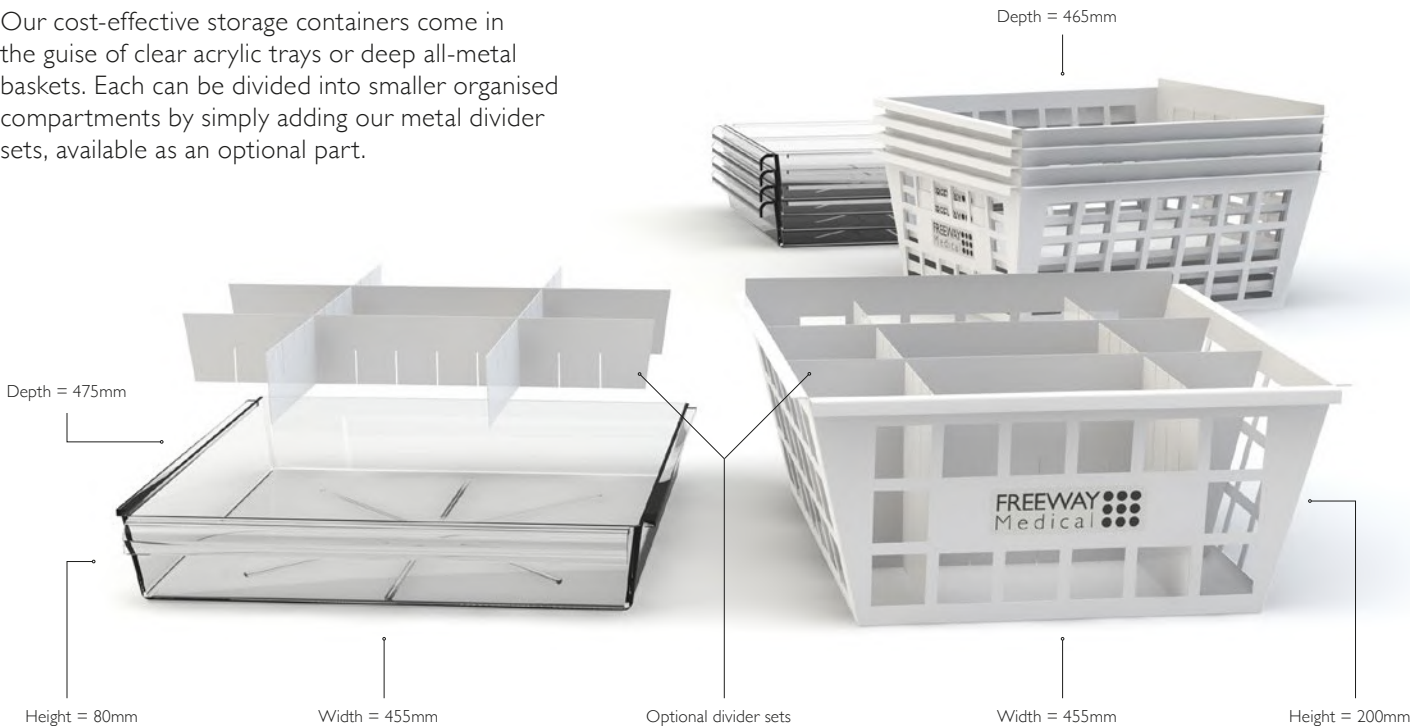
Tough. Durable. Your choice.

Each of our carts comes with a durable worksurface as standard, but you can choose to upgrade with premium, increased-longevity options available. You choose what option you want and we deliver.

STORAGE TRAYS AND BASKETS

Stackable. Swappable. Dividable.

Our cost-effective storage containers come in the guise of clear acrylic trays or deep all-metal baskets. Each can be divided into smaller organised compartments by simply adding our metal divider sets, available as an optional part.



DRAWERS AND DIVIDERS



Solid. Durable. All-metal.


All drawers in our range of carts are constructed from nylon-coated mild steel and have a detachable face plate which make replacing damaged drawer fronts a simple, end-user operation. Available in triple, double and single height versions and in both 450 and 650mm widths. More info overleaf.

STORAGE TRAYS, DRAWERS & DIVIDERS: PRODUCT CODES

Endless variations are possible with our storage choices!



IMAGE	PRODUCT CODE	PRODUCT NAME	DESCRIPTION	DIMENSIONS (HxWxD)
1	FW9251	650mm drawer divider set	Adjustable metal dividers for use in single-height 650 drawer	-
2	FW9250	650mm single drawer	Replacement 650 single-height drawer (complete)	640x445x110mm
3	FW9280	650mm double drawer	Replacement 650 double-height drawer (complete)	640x445x220mm
4	FW9310	650mm triple drawer	Replacement 650 triple-height drawer (complete)	640x445x330mm
5	ENQUIRE	650mm drawer face plates	Replacement drawer fronts. 3 heights, 8 colours - enquire	-
6	FW9151	450mm drawer divider set	Adjustable metal dividers for use in single-height 450 drawer	-
7	FW9150	450mm single drawer	Replacement 450 single-height drawer (complete)	455x445x110mm
8	FW9180	450mm double drawer	Replacement 450 double-height drawer (complete)	455x445x220mm
9	FW9210	450mm triple drawer	Replacement 450 triple-height drawer (complete)	455x445x330mm
10	ENQUIRE	450mm drawer face plates	Replacement drawer fronts. 3 heights, 8 colours - enquire	-
11	FW9082	Clear tray divider set	Adjustable metal dividers for use in the clear acrylic tray	-
12	FW9080	Clear acrylic storage tray	Replacement single-height clear acrylic tray	455x445x80mm
13	FW9083	Basket divider set	Adjustable metal dividers for use in the metal storage basket	-
14	FW9081	Metal storage basket	Replacement double-height basket. White	455x465x200mm
15	FW9150A	Stainless drawer handles	Replacement handles for 450/650 drawers - please enquire	-



DIGITAL LOCK



Easily secure drawers and cupboards digitally.

Either to secure sensitive stock or protect a patient's valuables, our keyless operation digital lock provides security with a simple 4-digit user-defined PIN code. The device is powered by 2 x AA batteries.



An override key. Just in case...

Although keyless in operation, we supply a backup override key in case of forgotten PIN numbers!




The digital lock fitted to a metal drawer

ANTI-TAMPER SECURITY



Rest easy that in an emergency, your cart will be fully stocked, ready and waiting.

Available as standard on some of our products, this simple yet effective anti-tamper system can be added to other products in our range to monitor whether drawers, doors and cupboards have been opened since their last re-stock.



Emergency situations call for a speedy response - therefore pulling open a drawer to find the item you need is missing, is a complete disaster!

By replacing the anti-tamper seal ONLY when the cart has been fully stocked, you can be assured at a glance, the equipment inside hasn't been used, moved or even in some cases, stolen!

Speak to our sales team for more information.


DROP-FLAP WORKSURFACE

Need a little extra work space?

Our drop-flap accessory offers an extra worktop with the advantage that it can be easily dropped down out of the way to reduce the cart's footprint when not in use. Available in either left or right handed options for use on selected carts.



FREEWAY MEDICAL RAIL



Medical Rail - the foundation to our hook-over accessories range.

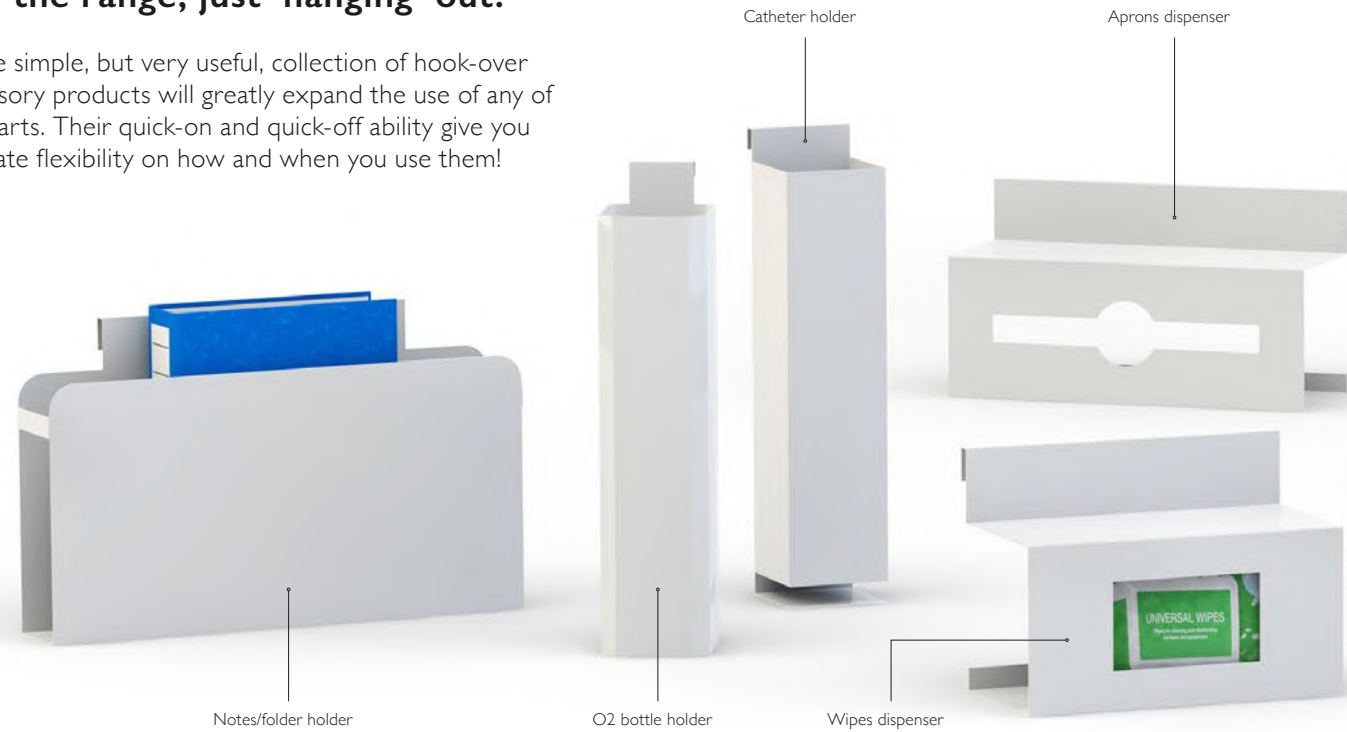
The medical rail offers the ability to transform the cart's usage, depending on what hook-over accessories you choose. From hand gel, O2 bottle and apron holders to IV pole holders and sharps bin attachments, Freeway Medical have many accessories to choose from.

See overleaf for the range of accessories >

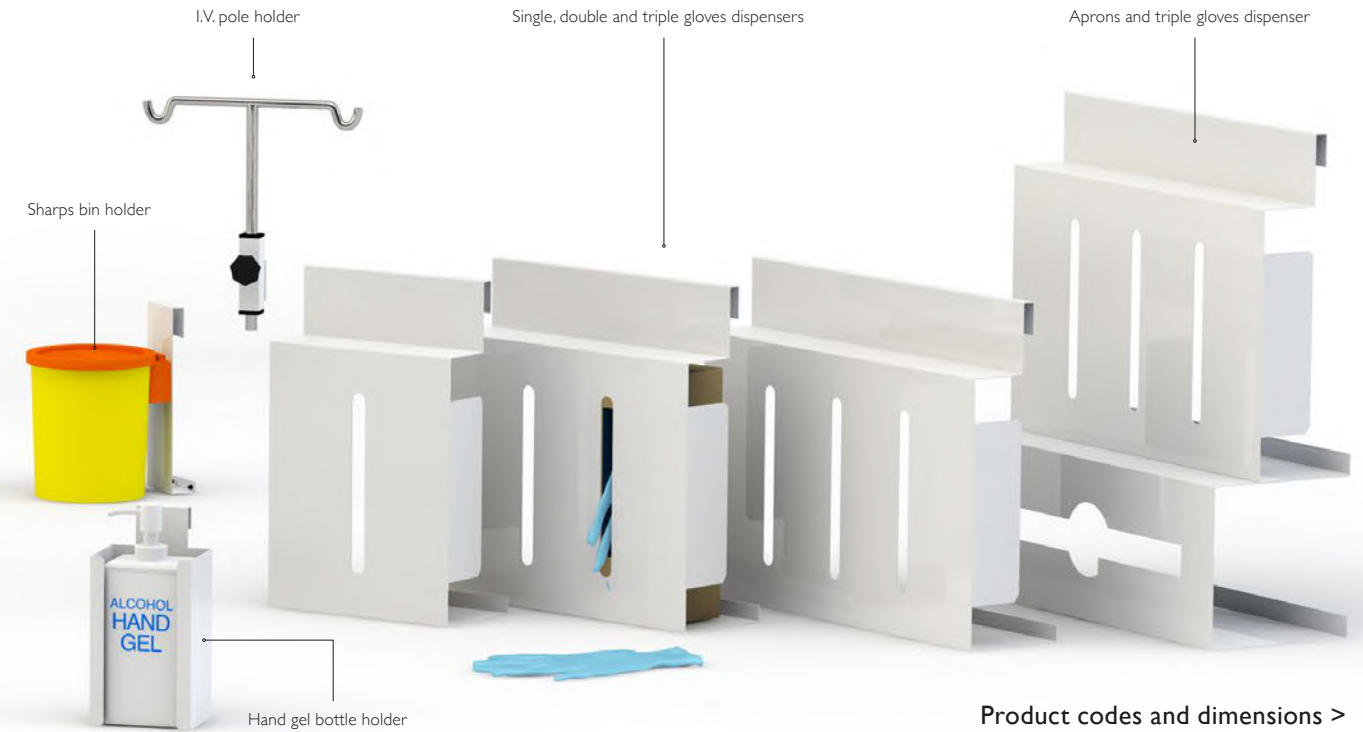
HOOK-OVER ACCESSORIES

See the range, just 'hanging' out.

These simple, but very useful, collection of hook-over accessory products will greatly expand the use of any of our carts. Their quick-on and quick-off ability give you ultimate flexibility on how and when you use them!



HOOK-OVER ACCESSORIES




[Product codes and dimensions >](#)

HOOK-OVER / MISC. ACCESSORIES: PRODUCT CODES

Transform your cart’s use by simply adding hook-over accessories!




IMAGE	PRODUCT CODE	PRODUCT NAME	DESCRIPTION	DIMENSIONS (HXWXD)
1	FW9056	Clinell wipes dispenser	Holds 1 pack of Clinell anti-bacterial wipes	180x260x110mm
2	FW9054	Gel dispenser holder	Holds a push-pump gel dispenser bottle (not included)	165x80x115mm
3	FW9061	O2/Cylinder holder	Designed to suit the Euro CD size cylinders	330x110x150mm
4	FW9053	Catheter holder	An easy clean hook-over unit to house catheter stock	410x100x115mm
5	FW9055	Sharps safe disposal	Hook-over attachment for Sharps bin (not included)	185x65x75mm
6	FW9058	IV pole holder	IV pole attachment only (12.5mm poles sold separately)	90x30x90mm
7	FW9059	IV pole holder & pole	IV pole attachment including 12.5mm stainless steel 2-hook pole	1040x305x90mm
8	FW9057	A4 notes box	An easy clean notes holder for A4 sized folders and binders	270x480x90mm
9	FW9092	Easy-pull cart handle	Nylon coated mild steel screw-on handle (25mm tube dia.)	100x475x150mm
10	FW9050A	Single glove dispenser	Hook-over dispenser which holds 1 glove pack	330x135x90mm
11	FW9050B	Twin glove dispenser	Hook-over dispenser which holds 2 separate glove packs	330x255x90mm
12	FW9050	Triple glove dispenser	Hook-over dispenser which holds 3 separate glove packs	330x375x90mm
13	FW9051	Apron roll dispenser	Holds a single apron roll (max dia. 145mm)	215x375x160mm
14	FW9052	Glove & apron dispenser	Holds 3 separate glove packs and 1 apron pack	490x370x160mm



INTEGRATED IT

The ultimate in mobile powered IT

Our Medical Grade Monitor and Power solution has the ability to move anywhere! With its 3 rechargeable lithium cells, the monitor provides DC power out and can run a PC Client for approximately 12hrs. The batteries can be recharged in-situ, or removed and placed in a wall-mounted charging station.



INTEGRATED IT

So how does it work?

The intelligent medical grade monitor cleverly distributes power from its triple battery setup, one battery at a time. Each battery is individually drained to 20% before the system automatically starts the process again down to 5%. A clear traffic light system on the front of the screen notifies the user of the batteries' charged state at all times.

Each battery simply lifts out from its enclosure to either, replace or remotely charge.



Clear visual battery status lights.



The Power Flow

Plug-in 240V power supply to charge.



DC power out from monitor powers a PC.



INTEGRATED IT

The Ergotron StyleView Sit / Stand Arm

The Ergotron StyleView Sit/Stand Arm is an invaluable addition to wards offering technology to your cart. It boasts ergonomic adjustments whilst retaining a clean, clinical appearance and has been designed to incorporate many features to make lives easier, such as hidden cable routing, integrated built-in mouse storage and the option to move it to where it is needed.

Enquire today for more information.



A good companion.

The Ergotron StyleView arm shown fitted to our 700 series Chart Workstation.



*Keyboard and mouse not included. Freeway Medical powered monitor shown. Other monitors are compatible.

INTEGRATED IT

Comfortable, however it's used.

With its generous range of movement, the Ergotron arm can adapt to fit the many 'comfort' zones demanded by the varying heights of different users.



INTEGRATED IT

The Freeway IT Pod

With the amazing Ergotron StyleView arm attached to it, our IT Pod houses a PC Client or laptop inside and is secured via our keyless digital locking system.

The pods feature breakout communication panels to the rear, facilitating wired ethernet connectivity together with a power/recharging connection.

We offer 3 different IT Pods, from mains plug-in to completely mobile options!



A Thin Client PC.

An example of the computer that can be used in the IT Pod.



Digitally secured.

The PC and any cabling are locked away out of sight.

Internal ethernet connections allow for hard-wiring into network points if required.

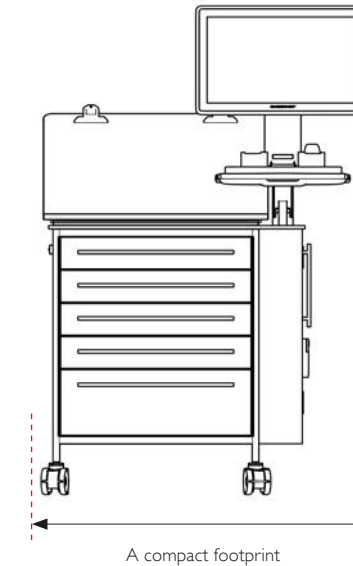
INTEGRATED IT

Why choose an IT Pod?

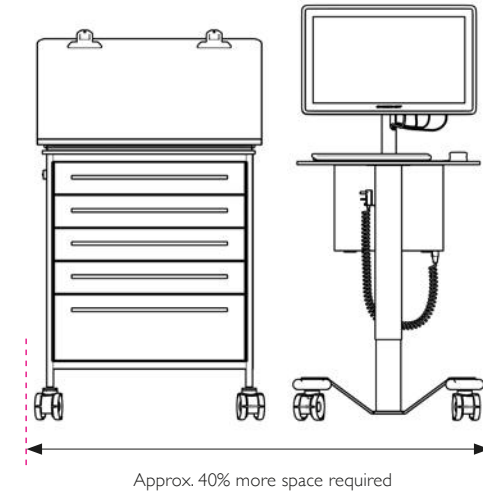
Put simply, it's all about the space saving. It's the ability to have both a chart workstation and an IT facility within a 1 metre footprint, or even smaller if mounted to one of our 500-series carts!

But it's not just about space saving, our integrated cart/pod solution makes cleaning the bay area a much quicker and easier task too!

See overleaf for the various integrated IT Pod options offered >



An integrated IT Pod



A separate IT Cart

INTEGRATED IT

The 3 Pod options...



Option A

This is our 240V plug-in version of the IT Pod.

For use within a dedicated area where a power socket is always present.

Keyboard and mouse not included as standard.

240V mains plug-in



Option B

A completely mobile AC power solution.

This IT Pod boasts an intelligent rechargeable power supply via a 512Wh lithium battery connected to a UL60601 inverter certified as safe for near patient use. With automatic power switching between low and full batteries, this pod is able to stay on the move all day long.

Mobile AC power



Option C

Medical grade powered monitor and mobile DC power supply.

This IT Pod features the Freeway powered medical grade monitor/mobile power supply. It utilises 3 removable lithium battery packs that can either be charged in-situ or placed in a wall-mounted charging dock.

Mobile DC power

INTEGRATED IT

All you need in a movable IT solution; the Freeway IT Pod.

Most commonly fitted to our Chart Workstation range of carts, the IT Pods deliver a cost-efficient solution to digital note-taking, on the move within the medical environment. Its easy-clean surfaces and keyless security coupled with a great space-saving footprint, makes the pod an extremely attractive addition to any furniture upgrade wish-list!

The entry-level mains plug-in version offers you the ability to move from ward to ward as long as there is power available, whereas the mobile options give you freedom to move from bed to bed recording notes for the entire day!

Please enquire if you want to find out more or to arrange an on-site demonstration to see how the IT Pod could benefit you!

It's a regular mains plug-in lead to charge the mobile pods or to provide permanent power to the 240V pod.



Pods feature a wired ethernet connection at the rear if preferred and/or a wireless network is unavailable.



The standard Philips monitor that's featured on Pod options A and B. Full HD resolution with HDMI/VGA inputs.



OUR PRODUCTS



VARI-CART

SINGLE WIDTH / 500 SERIES

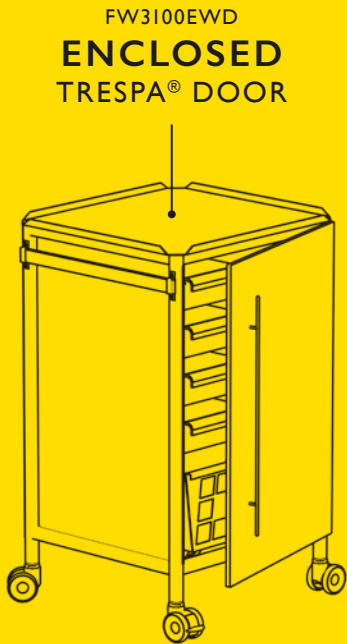

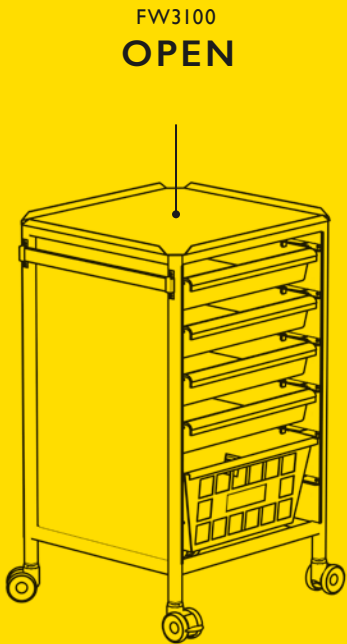


It's all in the name.....Vari-Cart.

A varied-use, staple cart for every hospital ward. From its simple construction through to its durable finish, our 500 Series single width Vari-Cart range with upgradeable security options, is fit for purpose in even the most challenging working environments.

Tool-less parts and maintenance further extend the product life without expensive bills for replacement carts. The choice from 8 frame colours, together with tray choice and combination, come as standard on all models.

[Explore our 500 series Vari-Cart range >](#)



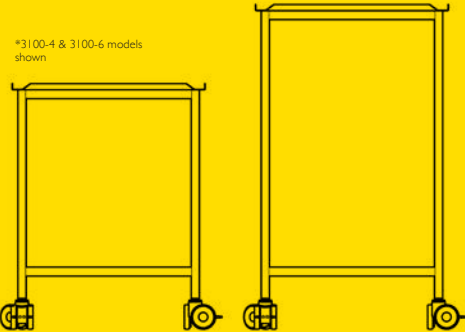
*3100-6 model shown throughout

What is included on the base models?

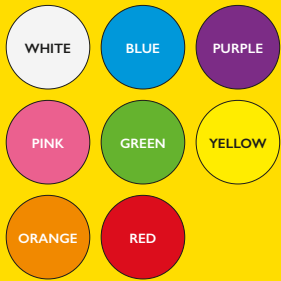
The base model for any of our 500 Series Vari-Cart products includes the option to choose the cart height, the colour of your cart and your combination of storage trays at no extra cost!

If you would like to upgrade components or add optional extras, there are plenty to choose from so you can easily create the cart that suits your needs.

1. CHOOSE YOUR
IDEAL HEIGHT
(8 available)



2. CHOOSE YOUR
FRAME COLOUR
(8 available)



3. CHOOSE YOUR
STORAGE TRAYS
(in any combination)



4. CHOOSE YOUR HOOK-OVER ACCESSORIES* (optional, see pages 22-25)

WHY BUY FREEWAY? BECAUSE ALL OF

THESE FEATURES ARE STANDARD!



Frame Colour Choice

Every Vari-Cart in the range can be painted in one of 8 colours available, to help you brighten wards and organise and code by colour.



Ultra heavy-duty castors

Featuring a triple ball-race bearing set, our castors and rubberised tyres are built to last and ensure effortless manoeuvring of a fully stocked cart.



Super-Tough Nylon Paint

All components used, large or small, are resistant to everyday knocks and scrapes with an extremely durable and easy-clean nylon powder coat paint finish.



Any Tray Configuration

Choose your configuration of trays with a unique option to mix acrylic open trays and metal open baskets, based on your requirements.



Rear Security Panel

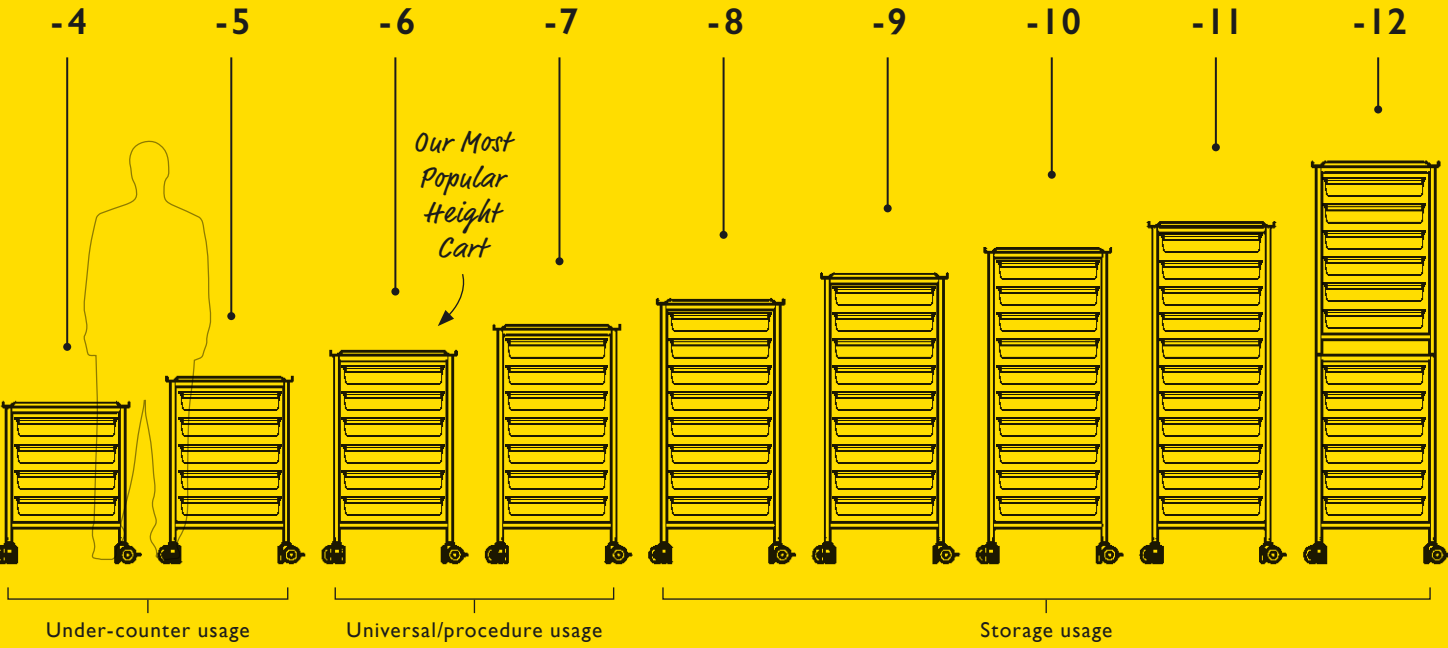
The rear security panel, on all enclosed Vari-Cart models, provides protection to the rear of the cart from theft or loss of stock or consumables.



Fully Assembled

The Vari-Cart range comes to you fully assembled and ready to roll into use. Simply unpack from the box and your cart can be put into action.

SELECTING THE RIGHT HEIGHT...



It's simple: choose the height that is the best fit for your requirements!

The vast choice of frame heights gives endless tray configurations and the ability to maximise the storage capacity within any given space.

VARI-CART 500 SERIES MODEL FINDER

OPEN			ENCLOSED CLEAR DOOR			ENCLOSED TRESPA® DOOR		
PRODUCT CODE	HEIGHT (MM)	PAGE	PRODUCT CODE	HEIGHT (MM)	PAGE	PRODUCT CODE	HEIGHT (MM)	PAGE
FW3100-4	710	46	FW3100 ECD-4	710	58	FW3100 EWD-4	710	59
FW3100-5	815	47	FW3100 ECD-5	815	60	FW3100 EWD-5	815	61
FW3100-6	920	48	FW3100 ECD-6	920	62	FW3100 EWD-6	920	63
FW3100-7	1025	49	FW3100 ECD-7	1025	64	FW3100 EWD-7	1025	65
FW3100-8	1130	50	FW3100 ECD-8	1130	66	FW3100 EWD-8	1130	67
FW3100-9	1235	51	FW3100 ECD-9	1235	68	FW3100 EWD-9	1235	69
FW3100-10	1340	52	FW3100 ECD-10	1340	70	FW3100 EWD-10	1340	71
FW3100-11	1445	53	FW3100 ECD-11	1445	72	FW3100 EWD-11	1445	73
FW5040-12	1725	54	FW5050 ECD-12	1725	74	FW5060 EWD-12	1725	75
FW5080-12	1725	55	FW5090 ECD-12	1725	76	FW5100 EWD-12	1725	77



500 SERIES **VARI-CART** OPEN

- Open front and back
- 2 medical rails
- 8 frame colours available
- Any tray combination
- 4 ultra-durable castors/2 brakes
- Upgradeable worktop

- Simple modular construction - the Vari-Cart's greatest asset.



The Vari-Cart Open has been designed to make your life simple. Whether routine deep-cleaning or replacing a damaged part, the Vari-Cart's construction makes it simple. To disassemble the cart, just remove 4 thumbscrews – no tools, no hassle.



VARI-CART OPEN - 500 SERIES / 4 TRAY SPACE



PRODUCT CODE

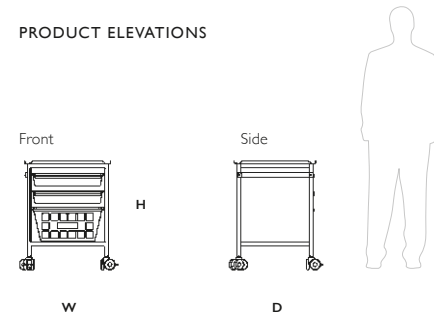
FW3100-4 Open Vari-Cart 500 Series

Our standard Open Vari-Cart with 4 tray spaces, whilst the smallest in the range, does not lack space. It provides the perfect solution for storage and transport whilst still slotting under counters to ensure it does not get in the way, even in the tightest of spaces on a ward. The user will not be disappointed with the flexibility and manoeuvrability of our Vari-Cart open with 4 tray spaces.

DIMENSIONS

Height = 710mm Width = 540mm Depth = 540mm

PRODUCT ELEVATIONS

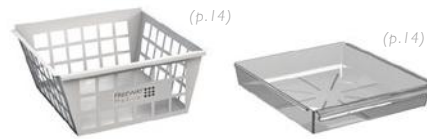


FRAME/WORKTOP COLOURS *(included in price)*



Blue Purple Pink Red Orange Yellow Green White

STORAGE TRAY CHOICE *(included in price)*



Double-space metal basket Single-space acrylic tray

VARI-CART OPEN - 500 SERIES / 5 TRAY SPACE



PRODUCT CODE

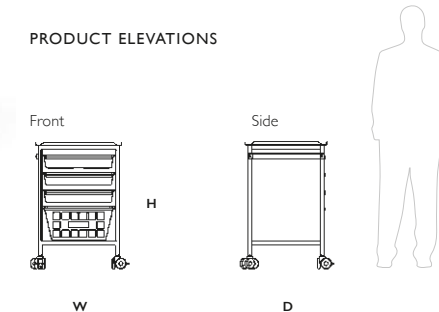
FW3100-5 Open Vari-Cart 500 Series

A 5 tray capacity on this Open Vari-Cart offers useful storage and can be customised too. Try adding a splash of colour for your frame to make it really look the part. This model, alongside the rest of our range, is available in a selection of 8 durable and easy-to-clean colours at no extra cost.

DIMENSIONS

Height = 815mm Width = 540mm Depth = 540mm

PRODUCT ELEVATIONS



WORKTOP UPGRADES



Ultra durable Trespa® Stainless steel (capped edge)

HOOK-OVER ACCESSORIES *(optional)*



*Consumables not included.

STORAGE COMBINATIONS *(included in price)*



VARI-CART OPEN - 500 SERIES / 6 TRAY SPACE



PRODUCT CODE

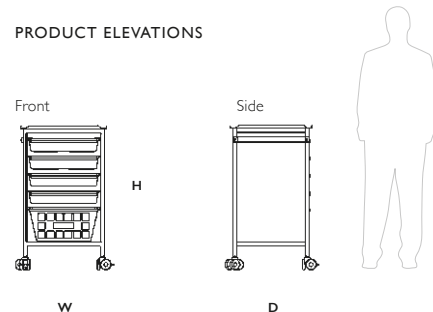
FW3100-6 Open Vari-Cart 500 Series

The 6 tray space Open Vari-Cart is the most popular height cart and is perfect for universal or procedure usage, offering space and convenience for both storage and transportation of medicine and equipment. Speak to one of our team today to find out what height model would be most suited to you and your needs – we are here to understand your requirements.

DIMENSIONS

Height = **920mm** Width = **540mm** Depth = **540mm**

PRODUCT ELEVATIONS

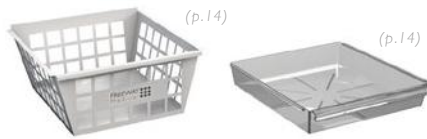


FRAME/WORKTOP COLOURS *(included in price)*



Blue Purple Pink Red Orange Yellow Green White

STORAGE TRAY CHOICE *(included in price)*



Double-space metal basket Single-space acrylic tray

VARI-CART OPEN - 500 SERIES / 7 TRAY SPACE



PRODUCT CODE

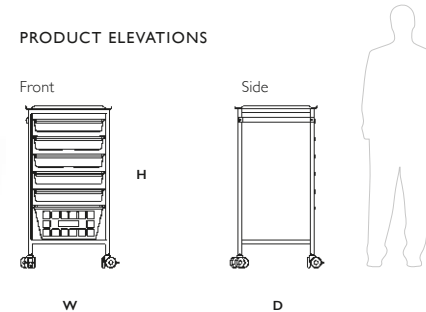
FW3100-7 Open Vari-Cart 500 Series

The Open Vari-Cart range is undeniably premium for design, durability and manoeuvrability. Our ultra heavy-duty castors are built to last and ensure effortless movement of even the most fully stocked cart.

DIMENSIONS

Height = **1025mm** Width = **540mm** Depth = **540mm**

PRODUCT ELEVATIONS



WORKTOP UPGRADES



Ultra durable Trespa® Stainless steel (capped edge)

HOOK-OVER ACCESSORIES *(optional)*



*Consumables not included.

STORAGE COMBINATIONS *(included in price)*



VARI-CART OPEN - 500 SERIES / 8 TRAY SPACE



FRAME/WORKTOP COLOURS *(included in price)*



Blue Purple Pink Red Orange Yellow Green White

PRODUCT CODE

FW3100-8 Open Vari-Cart 500 Series

An 8 tray space capacity on this Open Vari-Cart is convenient, easy to manoeuvre and effective for a variety of uses for medicine and equipment. With double the capacity of our smallest option, 8 tray spaces offers its user ample room and reliability for use in, across and throughout hospitals. Find the Vari-Cart that suits your needs from across our range and see how it can do the work for you.

DIMENSIONS

Height = 1130mm Width = 540mm Depth = 540mm

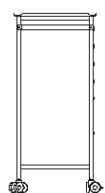
PRODUCT ELEVATIONS

Front



W

Side



D



STORAGE TRAY CHOICE *(included in price)*



Double-space metal basket



Single-space acrylic tray

VARI-CART OPEN - 500 SERIES / 9 TRAY SPACE



WORKTOP UPGRADES

(p.13)



Ultra durable Trespa®

(p.13)



Stainless steel (capped edge)

HOOK-OVER ACCESSORIES *(optional)*

(p.22)



*Consumables not included.

PRODUCT CODE

FW3100-9 Open Vari-Cart 500 Series

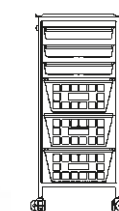
With copious amounts of storage, and endless possible personalisation, what could be better about this Open Vari-Cart? How about if we told you that every model in the Freeway Medical range comes fully assembled and ready to use once unpacked!

DIMENSIONS

Height = 1235mm Width = 540mm Depth = 540mm


PRODUCT ELEVATIONS

Front



W

Side

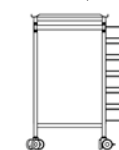


D

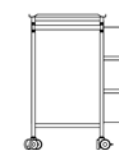


STORAGE COMBINATIONS *(included in price)*

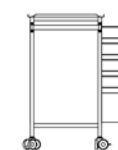
Clear trays



Metal baskets



Or a mix of both!



VARI-CART OPEN - 500 SERIES / 10 TRAY SPACE



FRAME/WORKTOP COLOURS *(included in price)*



Blue Purple Pink Red Orange Yellow Green White

PRODUCT CODE

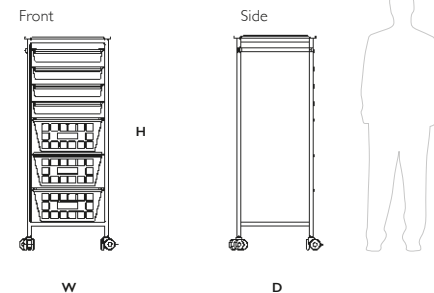
FW3100-10 Open Vari-Cart 500 Series

Our first double digit Open Vari-Cart has 10 tray spaces for you to utilise from both the front and the back of the cart. The Vari-Carts are designed with you in mind, making the 10 tray space model, alongside every other, ideal for fitting in to your working environment just how you require.

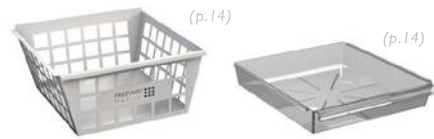
DIMENSIONS

Height = 1340mm Width = 540mm Depth = 540mm

PRODUCT ELEVATIONS



STORAGE TRAY CHOICE *(included in price)*



Double-space metal basket Single-space acrylic tray

VARI-CART OPEN - 500 SERIES / 11 TRAY SPACE



MEDICAL
RAIL
AS STANDARD

PRODUCT CODE

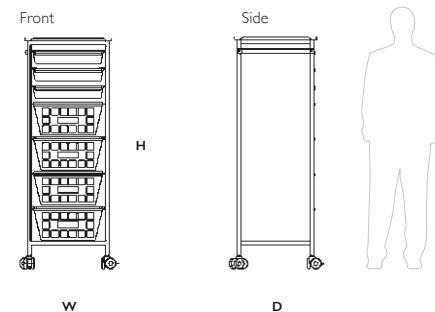
FW3100-11 Open Vari-Cart 500 Series

Our largest Open Vari-Cart with 11 tray spaces, like the rest of our range, can be fully customisable to your storage needs with a choice of any tray configuration of acrylic open trays or metal open baskets.

DIMENSIONS

Height = 1445mm Width = 540mm Depth = 540mm


PRODUCT ELEVATIONS



STORAGE COMBINATIONS *(included in price)*



WORKTOP UPGRADES



Ultra durable Trespa® Stainless steel (capped edge)

HOOK-OVER ACCESSORIES *(optional)*




*Consumables not included.

CALL US NOW FOR MORE INFO ON 01635 866717 OR EMAIL SALES@FREEWAYMEDICAL.CO.UK

FREEWAY
Medical

VARI-CART OPEN - 500 SERIES / 12 TRAY SPACE



INTEGRAL
SHELF
BUILT IN

FRAME COLOURS *(included in price)*



Blue Purple Pink Red Orange Yellow Green White

PRODUCT CODE

FW5040-12 Open Vari-Cart 500 Series

This 12 tray space model (Known as Vari-Store) is a high capacity storage unit using the same interchangeable tray and basket system. Due to its double-height frame construction, a handy pull-out shelf is neatly housed in the middle for use whilst re-stocking or rotating trays.

DIMENSIONS

Height = 1725mm Width = 540mm Depth = 540mm

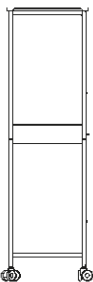
PRODUCT ELEVATIONS

Front



W

Side



D

STORAGE TRAY CHOICE *(included in price)*



Double-space metal basket




Single-space acrylic tray

VARI-CART OPEN - 500 SERIES / 12 TRAY SPACE / SHELVED



SEALED
REAR
PANEL



INTEGRATED PULL-OUT SHELF



An easy-to-use, temporary pull-out work surface that's built in as standard.

DURABLE REMOVABLE SHELVES *(FW5080)*



Nylon coated metal shelving system that is fully re-positionable or removed for easy cleaning.

PRODUCT CODE

FW5080-12 Open Vari-Cart 500 Series Shelved

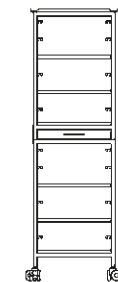
As the model opposite, but with re-positionable coated metal shelves instead of trays and baskets. The same pull-out shelf is also featured.

DIMENSIONS

Height = 1725mm Width = 540mm Depth = 540mm

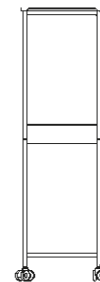
PRODUCT ELEVATIONS

Front



W

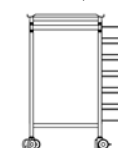
Side



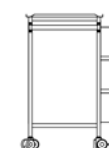
D

STORAGE COMBINATIONS *(FW5040 only)*

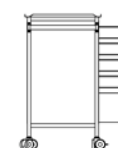
Clear trays



Metal baskets



Or a mix of both!





500 SERIES **VARI-CART** ENCLOSED

- Clear acrylic or solid Trespa® door
- Sealed rear panel
- Digital locking/anti-tamper options
- 1 medical rail
- 8 frame colours available
- Any tray combination
- 4 ultra-durable castors/2 brakes
- Upgradeable worktop

- Simple modular construction - the Vari-Cart's greatest asset.



The Vari-Cart Enclosed is a secure, long-lasting investment, with durable materials that are easily deep-cleaned or replaced if damaged, thanks to the modular construction design. Simply disassemble the cart by removing just 4 thumbscrews.



VARI-CART ENCLOSED (CLEAR DOOR) - 500 SERIES / 4 TRAY SPACE



PRODUCT CODE

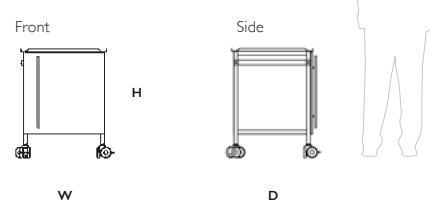
FW3100 ECD-4 Enclosed Vari-Cart 500 Series

The 4 tray space Enclosed Vari-Cart with a clear door is the smallest in the range, yet remains a key piece of equipment to many. The acrylic clear door option allows your stock to be protected and secure whilst remaining in easy view. Having 4 tray spaces gives you room for storage that can also be slipped under counters to be as unobtrusive as possible.

DIMENSIONS

Height = 710mm Width = 540mm Depth = 540mm

PRODUCT ELEVATIONS (Clear and Trespa®)

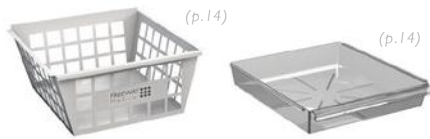


FRAME/WORKTOP COLOURS (included in price)



Blue Purple Pink Red Orange Yellow Green White

STORAGE TRAY CHOICE (included in price)



Double-space metal basket Single-space acrylic tray

VARI-CART ENCLOSED (TRESPA® DOOR) - 500 SERIES / 4 TRAY SPACE

FREEWAY
Medical



PRODUCT CODE

FW3100 EWD-4 Enclosed Vari-Cart 500 Series

The opaque Trespa® door on any of our Enclosed Vari-Cart range will both conceal and protect the contents of the cart, allowing for manoeuvrability around wards without a worry. When not in use, simply slot this 4 tray space unit under a counter.

STORAGE COMBINATIONS (included in price)



WORKTOP UPGRADES



Ultra durable Trespa® Stainless steel (capped edge)

DIGITAL LOCK OPTION

Keyless everyday operation with master key for maintenance or forgotten codes.



ANTI-TAMPER OPTION

A simple solution for preventing and identifying loss or theft of stock with a one-time use plastic tie.



VARI-CART ENCLOSED (CLEAR DOOR) - 500 SERIES / 5 TRAY SPACE



PRODUCT CODE

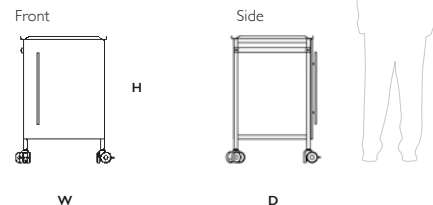
FW3100 ECD-5 Enclosed Vari-Cart 500 Series

The last thing you need when you go to grab a piece of equipment or medicine is to find someone has forgotten to replace it or it is missing. Simple but effective, Freeway Medical have designed a cleverly clever anti-tamper system for all of the Enclosed Vari-Cart range, to make sure you're not left in the lurch.

DIMENSIONS

Height = **815mm** Width = **540mm** Depth = **540mm**

PRODUCT ELEVATIONS (Clear and Trespa®)

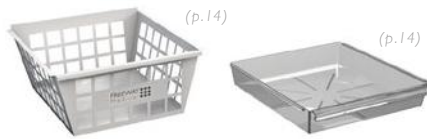


FRAME/WORKTOP COLOURS (included in price)



Blue Purple Pink Red Orange Yellow Green White

STORAGE TRAY CHOICE (included in price)



Double-space metal basket Single-space acrylic tray

VARI-CART ENCLOSED (TRESPA® DOOR) - 500 SERIES / 5 TRAY SPACE

FREEWAY
Medical



PRODUCT CODE

FW3100 EWD-5 Enclosed Vari-Cart 500 Series

As standard on all height options of our Enclosed Vari-Cart range, the medical rail offers simple and effective convenience. Fitted to accommodate any of our accessories range, you'll find the medical rail transforms the use of any of the carts.

STORAGE COMBINATIONS (included in price)



WORKTOP UPGRADES



Ultra durable Trespa® Stainless steel (capped edge)

DIGITAL LOCK OPTION

Keyless everyday operation with master key for maintenance or forgotten codes.



ANTI-TAMPER OPTION

A simple solution for preventing and identifying loss or theft of stock with a one-time use plastic tie.



VARI-CART ENCLOSED (CLEAR DOOR) - 500 SERIES / 6 TRAY SPACE

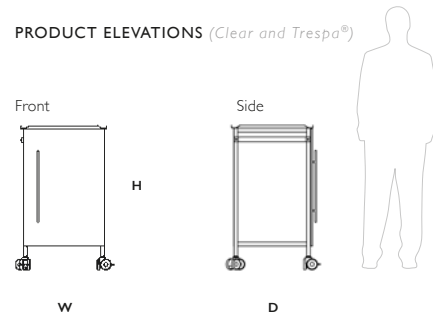


PRODUCT CODE
FW3100 ECD-6 Enclosed Vari-Cart 500 Series

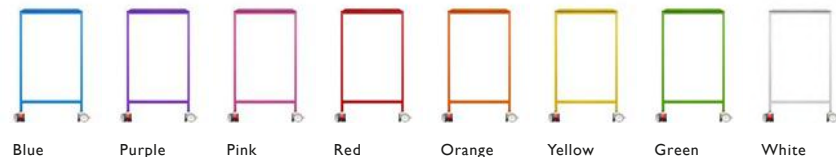
Our most popular height Enclosed Vari-Cart, the 6 tray space unit is the perfect size for universal or procedure use. Utilise the storage, utilise the solid, easy to clean worktop, utilise the security of the sealed unit – this Vari-Cart is multi-functional and is built with its purpose in mind.

DIMENSIONS
Height = 920mm Width = 540mm Depth = 540mm

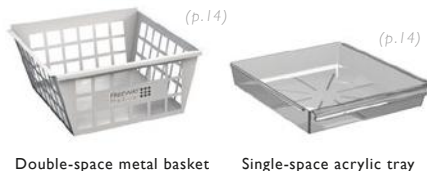
PRODUCT ELEVATIONS (Clear and Trespa®)



FRAME/WORKTOP COLOURS (included in price)



STORAGE TRAY CHOICE (included in price)



VARI-CART ENCLOSED (TRESPA® DOOR) - 500 SERIES / 6 TRAY SPACE

FREEWAY
Medical



PRODUCT CODE
FW3100 EWD-6 Enclosed Vari-Cart 500 Series


If security and discretion are important, what better combination is there than a Trespa® door and a digital keyless lock? When fitted to the front of the Vari-Cart range of trolleys, the keyless lock can secure all drawers on just one single point.



STORAGE COMBINATIONS (included in price)



WORKTOP UPGRADES



DIGITAL LOCK OPTION

Keyless everyday operation with master key for maintenance or forgotten codes.



ANTI-TAMPER OPTION

A simple solution for preventing and identifying loss or theft of stock with a one-time use plastic tie.



VARI-CART ENCLOSED (CLEAR DOOR) - 500 SERIES / 7 TRAY SPACE



PRODUCT CODE

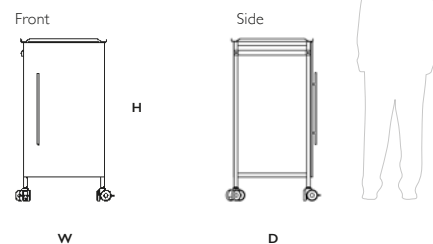
FW3100 ECD-7 Enclosed Vari-Cart 500 Series

Versatile in its use, effortless in its manoeuvrability and sleek in design, the Enclosed Vari-Cart is a valuable addition to any ward. All carts feature our high-performance, non-rusting, non-metal castors as standard, both easy to clean and easy to move. The rubberised wheels grip the floor, ensuring safe movement around the hospital.

DIMENSIONS

Height = 1025mm Width = 540mm Depth = 540mm

PRODUCT ELEVATIONS (Clear and Trespa®)

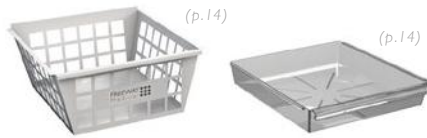


FRAME/WORKTOP COLOURS (included in price)



Blue Purple Pink Red Orange Yellow Green White

STORAGE TRAY CHOICE (included in price)



Double-space metal basket Single-space acrylic tray

VARI-CART ENCLOSED (TRESPA® DOOR) - 500 SERIES / 7 TRAY SPACE

FREEWAY
Medical



PRODUCT CODE

FW3100 EWD-7 Enclosed Vari-Cart 500 Series

As standard on all Enclosed Vari-Carts, a capacity to open the door as far as 270° means no more struggling for access. The door opens wide to ensure easy retrieval and return of equipment, medicine and notes.

DOOR
270°
OPENS

STORAGE COMBINATIONS (included in price)



WORKTOP UPGRADES



Ultra durable Trespa® Stainless steel (capped edge)

DIGITAL LOCK OPTION

Keyless everyday operation with master key for maintenance or forgotten codes.



ANTI-TAMPER OPTION

A simple solution for preventing and identifying loss or theft of stock with a one-time use plastic tie.



VARI-CART ENCLOSED (CLEAR DOOR) - 500 SERIES / 8 TRAY SPACE



FRAME/WORKTOP COLOURS *(included in price)*



Blue Purple Pink Red Orange Yellow Green White

PRODUCT CODE

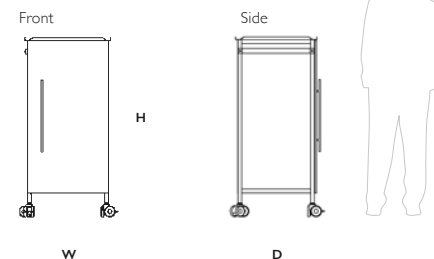
FW3100 ECD-8 Enclosed Vari-Cart 500 Series

Personalising equipment to meet the requirements of our clients is at the core of Freeway Medical and ensures your product is perfect for purpose. Speak to our team for a bespoke design that caters to all the details, be it big or small.

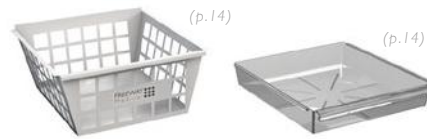
DIMENSIONS

Height = 1130mm Width = 540mm Depth = 540mm

PRODUCT ELEVATIONS *(Clear and Trespa®)*



STORAGE TRAY CHOICE *(included in price)*



Double-space metal basket Single-space acrylic tray

VARI-CART ENCLOSED (TRESPA® DOOR) - 500 SERIES / 8 TRAY SPACE



WORKTOP UPGRADES



Ultra durable Trespa® Stainless steel (capped edge)



DOOR
270°
OPENS

PRODUCT CODE

FW3100 EWD-8 Enclosed Vari-Cart 500 Series

Ease, convenience, durability, quality... Our Enclosed Vari-Cart range meets all criteria, even coming fully assembled and ready to use immediately after unpacking – a perfect addition to any ward.

STORAGE COMBINATIONS *(included in price)*



DIGITAL LOCK OPTION

Keyless everyday operation with master key for maintenance or forgotten codes.



ANTI-TAMPER OPTION

A simple solution for preventing and identifying loss or theft of stock with a one-time use plastic tie.



VARI-CART ENCLOSED (CLEAR DOOR) - 500 SERIES / 9 TRAY SPACE



FRAME/WORKTOP COLOURS *(included in price)*



Blue Purple Pink Red Orange Yellow Green White

PRODUCT CODE

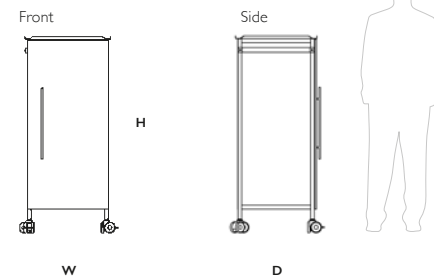
FW3100 ECD-9 Enclosed Vari-Cart 500 Series

A clear view of drawers, effortless to move around the ward and offering plenty of storage? The 9 tray space Enclosed Vari-Cart, like the rest of the range, is available in many variations, with multiple options to choose from: colours, accessories or upgrades.

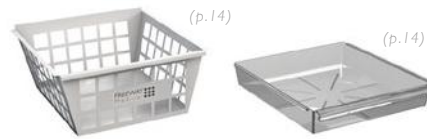
DIMENSIONS

Height = 1235mm Width = 540mm Depth = 540mm

PRODUCT ELEVATIONS *(Clear and Trespa®)*



STORAGE TRAY CHOICE *(included in price)*



Double-space metal basket Single-space acrylic tray

VARI-CART ENCLOSED (TRESPA® DOOR) - 500 SERIES / 9 TRAY SPACE

FREEMWAY
Medical



PRODUCT CODE

FW3100 EWD-9 Enclosed Vari-Cart 500 Series

A solid Trespa® door combined with the standard sealed rear panel ensures subtle storage and transportation, ensuring only the intended user can access and view contents.

STORAGE COMBINATIONS *(included in price)*



WORKTOP UPGRADES



Ultra durable Trespa® Stainless steel (capped edge)

DIGITAL LOCK OPTION

Keyless everyday operation with master key for maintenance or forgotten codes.



ANTI-TAMPER OPTION

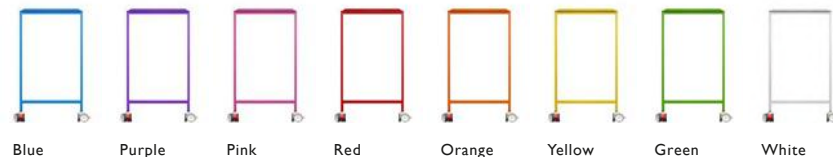
A simple solution for preventing and identifying loss or theft of stock with a one-time use plastic tie.



VARI-CART ENCLOSED (CLEAR DOOR) - 500 SERIES / 10 TRAY SPACE



FRAME/WORKTOP COLOURS *(included in price)*



PRODUCT CODE

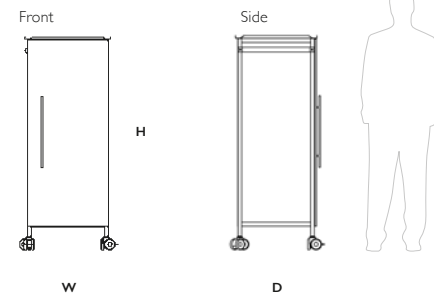
FW3100 ECD-10 Enclosed Vari-Cart 500 Series

10 tray spaces and a customisable option for any tray combination, included in your standard price, means the Enclosed Vari-Cart units can be designed for your exact needs with metal baskets and acrylic drawers as storage combination options.

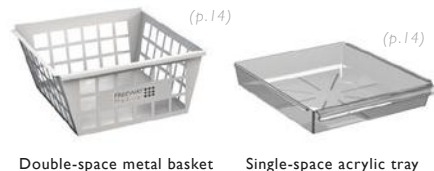
DIMENSIONS

Height = 1340mm Width = 540mm Depth = 540mm

PRODUCT ELEVATIONS *(Clear and Trespa®)*



STORAGE TRAY CHOICE *(included in price)*



VARI-CART ENCLOSED (TRESPA® DOOR) - 500 SERIES / 10 TRAY SPACE

FREEMWAY
Medical



PRODUCT CODE


FW3100 EWD-10 Enclosed Vari-Cart 500 Series

Take your pick from one of our 8 available bold colours for your 10 tray space unit, or any other in the Enclosed Vari-Cart range, for a sleek design which is built to last with a super-tough nylon paint resistant to everyday knocks.

STORAGE COMBINATIONS *(included in price)*



WORKTOP UPGRADES



DIGITAL LOCK OPTION

Keyless everyday operation with master key for maintenance or forgotten codes.



ANTI-TAMPER OPTION

A simple solution for preventing and identifying loss or theft of stock with a one-time use plastic tie.



VARI-CART ENCLOSED (CLEAR DOOR) - 500 SERIES / 11 TRAY SPACE



PRODUCT CODE

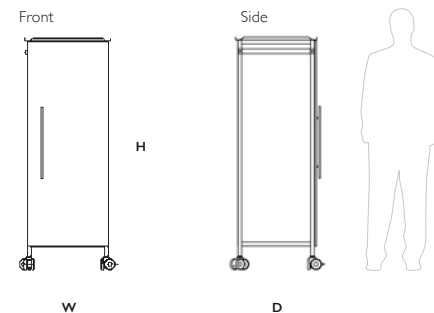
FW3100 ECD-11 Enclosed Vari-Cart 500 Series

A clear acrylic door on our largest Enclosed Vari-Cart with 11 tray spaces could be the perfect solution for easy viewing whilst keeping your stock secure. The copious amount of enclosed storage space means you can transport medicine, notes and equipment easily in a secure unit for extra peace of mind.

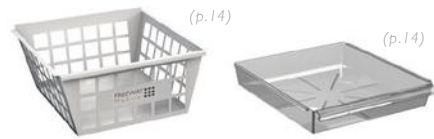
DIMENSIONS

Height = 1445mm Width = 540mm Depth = 540mm

PRODUCT ELEVATIONS (Clear and Trespa®)



STORAGE TRAY CHOICE (included in price)



Double-space metal basket

Single-space acrylic tray

FRAME/WORKTOP COLOURS (included in price)



Blue Purple Pink Red Orange Yellow Green White

VARI-CART ENCLOSED (TRESPA® DOOR) - 500 SERIES / 11 TRAY SPACE



PRODUCT CODE

FW3100 EWD-11 Enclosed Vari-Cart 500 Series

The Enclosed Vari-Cart with 11 tray spaces is our largest standard option in this range, with a high-quality Trespa® door for transportable concealment and security for your equipment and medicine.

STORAGE COMBINATIONS (included in price)



WORKTOP UPGRADES



Ultra durable Trespa®

Stainless steel (capped edge)

DIGITAL LOCK OPTION

Keyless everyday operation with master key for maintenance or forgotten codes.



ANTI-TAMPER OPTION

A simple solution for preventing and identifying loss or theft of stock with a one-time use plastic tie.



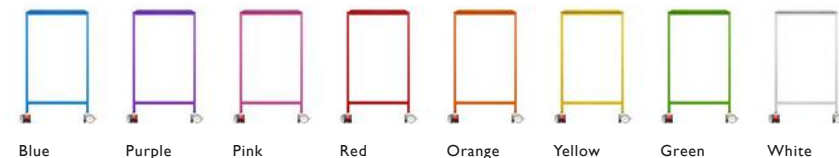
(p.19)

(p.18)

VARI-CART ENCLOSED (CLEAR DOOR) - 500 SERIES / 12 TRAY SPACE



FRAME COLOURS *(included in price)*

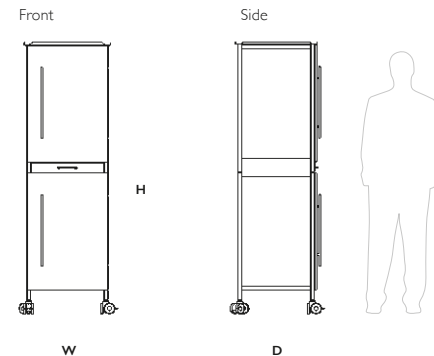


PRODUCT CODE
FW5050 ECD-12 Enclosed Vari-Cart 500 Series

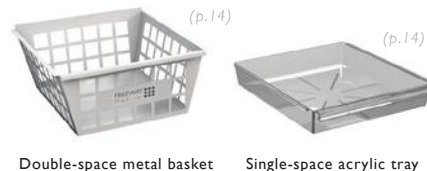
A clear acrylic door on our 12 tray space (Vari-Store) model allows easy viewing whilst keeping your stock secure. It's double-height frame construction features a handy pull-out shelf in the middle for use whilst re-stocking or rotating trays.

DIMENSIONS
Height = 1725mm Width = 540mm Depth = 540mm

PRODUCT ELEVATIONS *(Clear and Trespa®)*



STORAGE TRAY CHOICE *(included in price)*



VARI-CART ENCLOSED (TRESPA® DOOR) - 500 SERIES / 12 TRAY SPACE

FREEMWAY
Medical



PRODUCT CODE
FW5060 EWD-12 Enclosed Vari-Cart 500 Series

As the 12 tray space model opposite, but with high-quality Trespa® doors for transportable concealment and security for your equipment and medicine.

STORAGE COMBINATIONS *(included in price)*



INTEGRATED PULL-OUT SHELF



An easy-to-use, temporary pull-out work surface that's built in as standard.

DIGITAL LOCK OPTION

Keyless everyday operation with master key for maintenance or forgotten codes.



ANTI-TAMPER OPTION

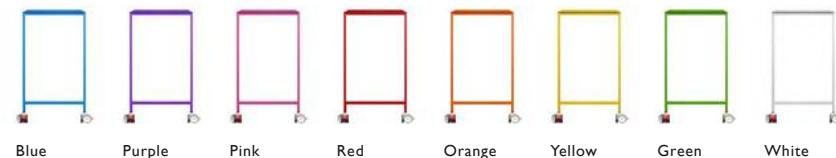
A simple solution for preventing and identifying loss or theft of stock with a one-time use plastic tie.



VARI-CART ENCLOSED (CLEAR DOOR) - 500 SERIES / 12 TRAY SPACE / SHELVED



FRAME COLOURS *(included in price)*



PRODUCT CODE

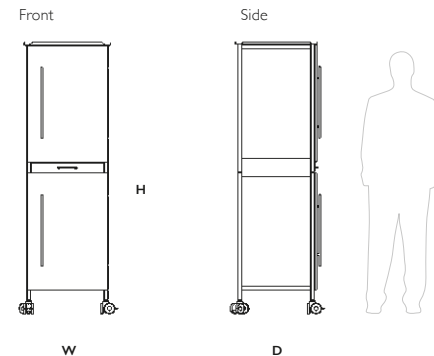
FW5090 ECD-12 Enclosed Vari-Cart 500 Series

A clear acrylic door on our 12 tray space (Vari-Store) shelved model, allows easy viewing whilst keeping your stock secure. It's double-height frame construction features a handy pull-out shelf in the middle for use whilst re-stocking or rotating trays. Coated metal shelves are re-positionable.

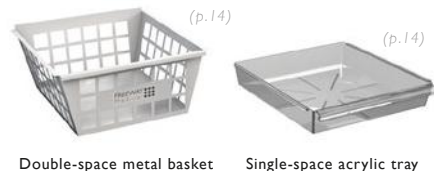
DIMENSIONS

Height = 1725mm Width = 540mm Depth = 540mm

PRODUCT ELEVATIONS *(Clear and Trespa®)*



STORAGE TRAY CHOICE *(included in price)*



VARI-CART ENCLOSED (TRESPA® DOOR) - 500 SERIES / 12 TRAY SPACE / SHELVED

FREEWAY
Medical



PRODUCT CODE

FW5100 EWD-12 Enclosed Vari-Cart 500 Series

As the 12 tray space shelved model opposite, but with high-quality Trespa® doors for transportable concealment and security for your equipment and medicine.

DURABLE REMOVABLE SHELVES



Nylon coated metal shelving system that is fully re-positionable or removed for easy cleaning.

INTEGRATED PULL-OUT SHELF



An easy-to-use, temporary pull-out work surface that's built in as standard.

DIGITAL LOCK OPTION

Keyless everyday operation with master key for maintenance or forgotten codes.



(p.18)

ANTI-TAMPER OPTION

A simple solution for preventing and identifying loss or theft of stock with a one-time use plastic tie.



(p.19)

VARI-CART

1000 SERIES



Varied in name, varied in use...

But this time, it's twice as wide for extra storage needs! Double the capacity than the single width 500 series design, the 1000 Series Vari-Cart offers the same high-quality, durable finish and simple modular construction that enables such variety of uses.

Longevity is key, with tool-less parts to make maintenance easier and extend product life without needing to replace entirely. Customisation is included in cost price with options to pick from 8 frame colours and options of storage tray types.

Explore our 1000 Series Vari-Cart range >

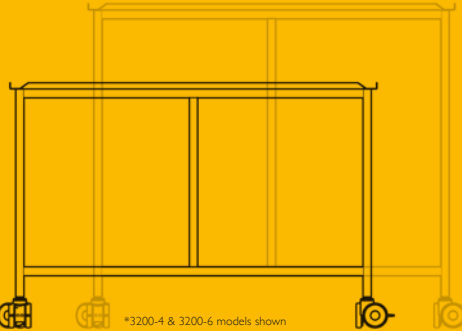


What is included on the base models?

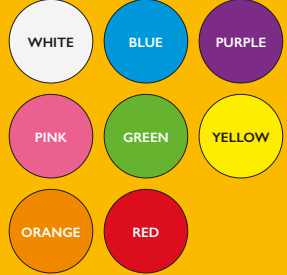
The base models for our double width 1000 Series Vari-Cart range have multiple options, including height, colour of frame and storage tray combinations, which come as standard so you can customise your cart at no extra cost.

If you would like to upgrade components or add optional extras, there are also plenty to choose from so the cart you get, is the cart that you want.

1. CHOOSE YOUR IDEAL HEIGHT (8 available)



2. CHOOSE YOUR FRAME COLOUR (8 available)

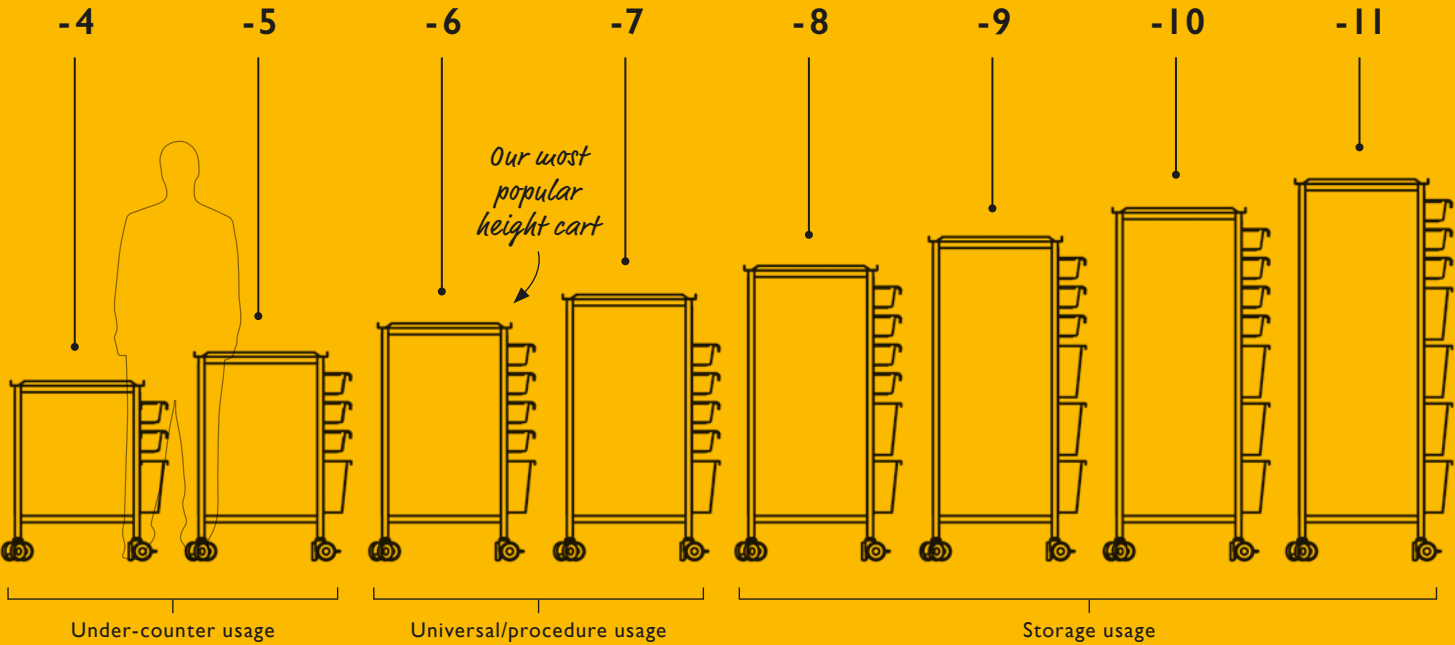


3. CHOOSE YOUR STORAGE TRAYS (in any combination)



4. CHOOSE YOUR HOOK-OVER ACCESSORIES* (optional, see pages 22-25)

SELECTING THE RIGHT HEIGHT...



It's simple: choose the height that is the best fit for your requirements!

The vast choice of frame heights gives endless tray configurations and the ability to maximise the storage capacity within any given space, especially with the storage available in the double width 1000 series Vari-Cart.

VARI-CART 1000 SERIES MODEL FINDER

OPEN

PRODUCT CODE	HEIGHT (MM)	PAGE
FW3200-4	710	86
FW3200-5	815	87
FW3200-6	920	88
FW3200-7	1025	89
FW3200-8	1130	90
FW3200-9	1235	91
FW3200-10	1340	92
FW3200-11	1445	93

ENCLOSED CLEAR DOOR

PRODUCT CODE	HEIGHT (MM)	PAGE
FW3200 ECD-4	710	96
FW3200 ECD-5	815	98
FW3200 ECD-6	920	100
FW3200 ECD-7	1025	102
FW3200 ECD-8	1130	104
FW3200 ECD-9	1235	106
FW3200 ECD-10	1340	108
FW3200 ECD-11	1445	110

ENCLOSED TRESPA® DOOR

PRODUCT CODE	HEIGHT (MM)	PAGE
FW3200 EWD-4	710	97
FW3200 EWD-5	815	99
FW3200 EWD-6	920	101
FW3200 EWD-7	1025	103
FW3200 EWD-8	1130	105
FW3200 EWD-9	1235	107
FW3200 EWD-10	1340	109
FW3200 ECD-11	1445	111



1000 SERIES VARI-CART OPEN

- Open front and back
- 2 medical rails
- 8 frame colours available
- Any tray combination
- 4 ultra durable castors/2 brakes
- Upgradeable worktop

Simple modular construction - the Vari-Cart's greatest asset.

The double width 1000 series Vari-Cart Open, despite being twice the size of the 500 series, is still just as simple to disassemble. Sharing the same modular construction principles, the 1000 series Vari-Cart parts can be removed with just 4 thumbscrews.



The ability to carry out deep routine cleaning and replace parts eliminates the need to buy an entire new product for one defect.

VARI-CART OPEN - 1000 SERIES / 2 x 4 TRAY SPACE



PRODUCT CODE

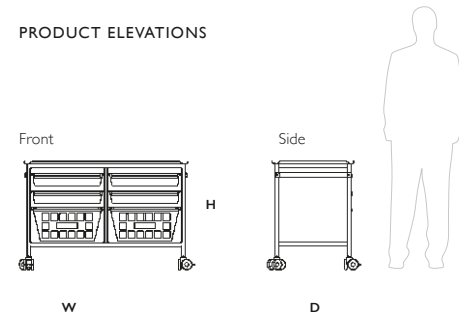
FW3200-4 Open Vari-Cart 1000 Series

The double width Open Vari-Cart has twice the space the single width Vari-Cart offers, allowing more storage and transportation options for medicine, equipment or notes. Hospitals find having the extra manoeuvrable storage invaluable, especially with the open front and back access for ease and simplicity.

DIMENSIONS

Height = 710mm Width = 1030mm Depth = 540mm

PRODUCT ELEVATIONS

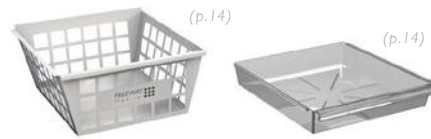


FRAME/WORKTOP COLOURS *(included in price)*



Blue Purple Pink Red Orange Yellow Green White

STORAGE TRAY CHOICE *(included in price)*



Double-space metal basket Single-space acrylic tray

VARI-CART OPEN - 1000 SERIES / 2 x 5 TRAY SPACE



PRODUCT CODE

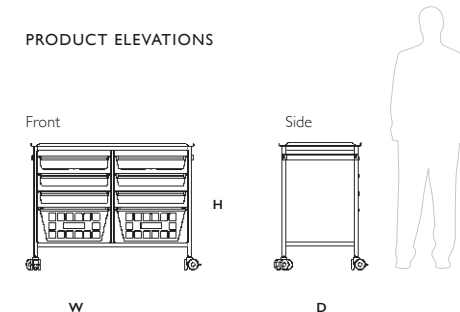
FW3200-5 Open Vari-Cart 1000 Series

With all the extra room, you can personalise your tray options even further. Chop and change your combination of double-space metal baskets for when you need a deeper storage option of 200mm, or our single-space acrylic tray (100mm) for extra flexibility within the double width Open Vari-Cart.

DIMENSIONS

Height = 815mm Width = 1030mm Depth = 540mm

PRODUCT ELEVATIONS



WORKTOP UPGRADES



Ultra durable Trespa® Stainless steel (capped edge)

HOOK-OVER ACCESSORIES *(optional)*



*Consumables not included.

STORAGE COMBINATIONS *(included in price)*



VARI-CART OPEN - 1000 SERIES / 2 x 6 TRAY SPACE



PRODUCT CODE

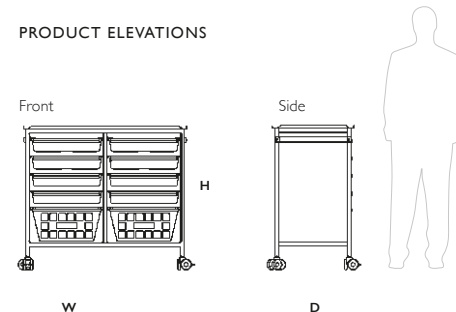
FW3200-6 Open Vari-Cart 1000 Series

The quality of our double width Open Vari-Cart is in line with the exacting standards which all our components are manufactured to. With Freeway Medical you can be reassured every product, 6 tray space or any other, will endure the test of time and satisfaction whilst being flexible to your evolving needs.

DIMENSIONS

Height = 920mm Width = 1030mm Depth = 540mm

PRODUCT ELEVATIONS

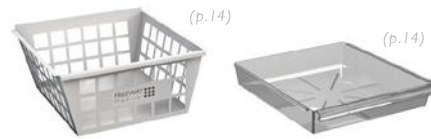


FRAME/WORKTOP COLOURS *(included in price)*



Blue Purple Pink Red Orange Yellow Green White

STORAGE TRAY CHOICE *(included in price)*



Double-space metal basket Single-space acrylic tray

VARI-CART OPEN - 1000 SERIES / 2 x 7 TRAY SPACE



PRODUCT CODE

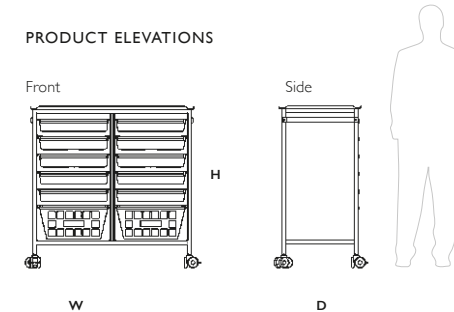
FW3200-7 Open Vari-Cart 1000 Series

Live up your ward with a pink hue, welcome the outside in with a calming green or even keep it fresh with a crisp white; included as standard, you can choose your worktop and frame colour to organise, identify and complement the colours of whichever room you choose.

DIMENSIONS

Height = 1025mm Width = 1030mm Depth = 540mm

PRODUCT ELEVATIONS



WORKTOP UPGRADES



Ultra durable Trespa® Stainless steel (capped edge)

HOOK-OVER ACCESSORIES *(optional)*



*Consumables not included.

STORAGE COMBINATIONS *(included in price)*



VARI-CART OPEN - 1000 SERIES / 2 x 8 TRAY SPACE



PRODUCT CODE

FW3200-8 Open Vari-Cart 1000 Series

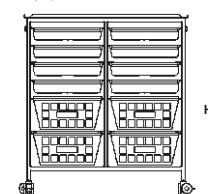
The double width Open Vari-Cart has double medical rails too to transform the use of the cart that are just as useful for hanging up aprons as they are for adding crucial accessories like IV pole holders. Pick from our range of excellent accessories for maximum flexibility of your Vari-Cart use.

DIMENSIONS

Height = 1130mm Width = 1030mm Depth = 540mm

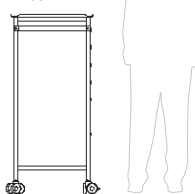
PRODUCT ELEVATIONS

Front



W

Side



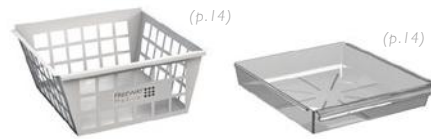
D

FRAME/WORKTOP COLOURS *(included in price)*



Blue Purple Pink Red Orange Yellow Green White

STORAGE TRAY CHOICE *(included in price)*



Double-space metal basket Single-space acrylic tray

VARI-CART OPEN - 1000 SERIES / 2 x 9 TRAY SPACE



PRODUCT CODE

FW3200-9 Open Vari-Cart 1000 Series

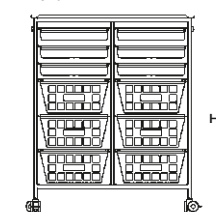
A unique construction process from Freeway Medical has been designed to make even the double width Open Vari-Cart simple to construct, conduct routine or deep-cleaning or replace any parts. Parts are easily removed by thumbscrews without needing tools or prior experience.

DIMENSIONS

Height = 1235mm Width = 1030mm Depth = 540mm

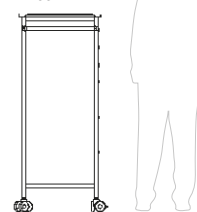
PRODUCT ELEVATIONS

Front



W

Side



D

WORKTOP UPGRADES

(p.13)



Ultra durable Trespa®

(p.13)



Stainless steel (capped edge)

HOOK-OVER ACCESSORIES *(optional)*

(p.22)



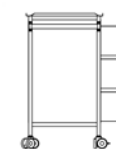
*Consumables not included.

STORAGE COMBINATIONS *(included in price)*

Clear trays



Metal baskets



Or a mix of both!



VARI-CART OPEN - 1000 SERIES / 2 x 10 TRAY SPACE



PRODUCT CODE

FW3200-10 Open Vari-Cart 1000 Series

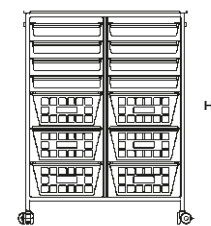
Freeway Medical offers a complete custom design service for all ranges to ensure you get the right product. The possibilities are vast; modify an existing cart or opt for a totally customised product. It starts with a conversation and results in the perfect product which both lasts and impresses.

DIMENSIONS

Height = 1340mm Width = 1030mm Depth = 540mm

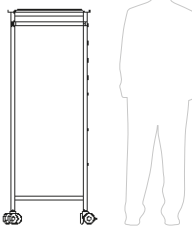
PRODUCT ELEVATIONS

Front



W

Side



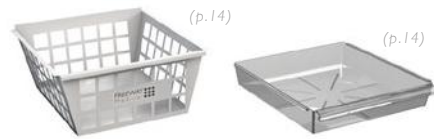
D

FRAME/WORKTOP COLOURS *(included in price)*



Blue Purple Pink Red Orange Yellow Green White

STORAGE TRAY CHOICE *(included in price)*



Double-space metal basket Single-space acrylic tray

VARI-CART OPEN - 1000 SERIES / 2 x 11 TRAY SPACE



MEDICAL
RAIL
AS STANDARD

PRODUCT CODE

FW3200-11 Open Vari-Cart 1000 Series

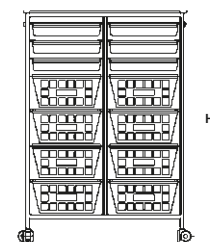
Our largest double width Open Vari-Cart offers the most space, with premium design features that come as standard, like smooth and durable triple-bearing castors in the wheel and axles for effortless manoeuvring.

DIMENSIONS

Height = 1445mm Width = 1030mm Depth = 540mm

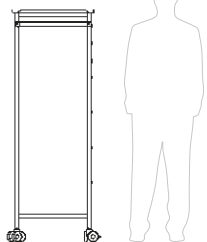
PRODUCT ELEVATIONS

Front



W

Side



D

WORKTOP UPGRADES

(p.13)



Ultra durable Trespa®

(p.13)



Stainless steel (capped edge)

HOOK-OVER ACCESSORIES *(optional)*

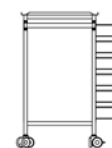
(p.22)

*Consumables not included.

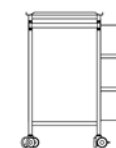


STORAGE COMBINATIONS *(included in price)*

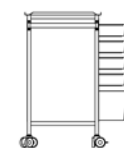
Clear trays



Metal baskets



Or a mix of both!





1000 SERIES **VARI-CART** ENCLOSED

- Clear acrylic or solid Trespa® door
- Sealed rear panel
- Digital locking/anti-tamper options
- 8 frame colours available
- Any tray combination
- 4 ultra durable castors/2 brakes
- Upgradeable worktop

Simple modular construction - the Vari-Cart's greatest asset.

The double width Vari-Cart Enclosed has been meticulously designed by Freeway Medical to offer ease and genuine simplicity on hospital wards, incorporating toolless construction and disassemble, with just 4 thumbscrews.



Tools are not required nor is previous experience, so everyone can take advantage of the modular construction of the cart.

VARI-CART ENCLOSED (CLEAR DOOR) - 1000 SERIES / 2 x 4 TRAY SPACE



SEALED
REAR
PANEL

PRODUCT CODE

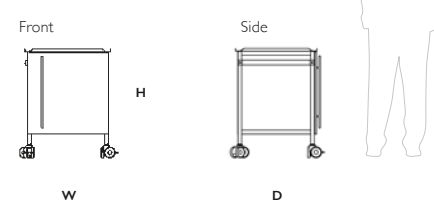
FW3200 ECD-4 Enclosed Vari-Cart 1000 Series

The double width Enclosed Vari-Cart with a clear acrylic door ensures medicine, equipment and more can be protected and secure wherever it goes, whilst remaining in view for ease and speed. The 4 tray Enclosed Vari-Cart fits neatly under counters out of the way, storing all you need in a convenient and transportable option.

DIMENSIONS

Height = 710mm Width = 1030mm Depth = 540mm

PRODUCT ELEVATIONS (Clear and Trespa®)

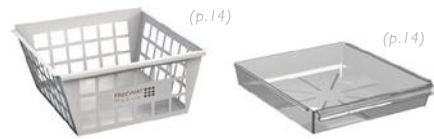


FRAME/WORKTOP COLOURS (included in price)



Blue Purple Pink Red Orange Yellow Green White

STORAGE TRAY CHOICE (included in price)



Double-space metal basket Single-space acrylic tray

VARI-CART ENCLOSED (TRESPA® DOOR) - 1000 SERIES / 2 x 4 TRAY SPACE

FREEMWAY
Medical



DOOR
270°
OPENS

PRODUCT CODE

FW3200 EWD-4 Enclosed Vari-Cart 1000 Series

Opting for a solid white Trespa® door offers discreet, subtle and secure storage and transportation in the double width Enclosed Vari-Cart range. The opaque choice of door on this piece of equipment guarantees peace of mind whilst in and around hospital wards, tending to patients, carrying out routine procedures or whilst stationary.

STORAGE COMBINATIONS (included in price)



WORKTOP UPGRADES



Ultra durable Trespa® Stainless steel (capped edge)

DIGITAL LOCK OPTION

Keyless everyday operation with master key for maintenance or forgotten codes.



ANTI-TAMPER OPTION

A simple solution for preventing and identifying loss or theft of stock with a one-time use plastic tie.



VARI-CART ENCLOSED (CLEAR DOOR) - 1000 SERIES / 2 x 5 TRAY SPACE



PRODUCT CODE

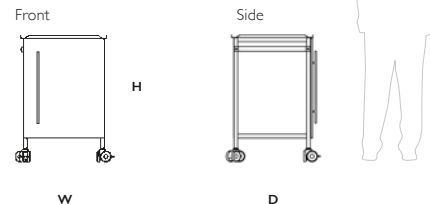
FW3200 ECD-5 Enclosed Vari-Cart 1000 Series

A 270° clear acrylic door opening on this double width Enclosed Vari-Cart allows for easy access to the contents. The wide opening is just one of many design features included, customised for the end user. Little things really do make a difference, which is why we focus on all the details, big and small.

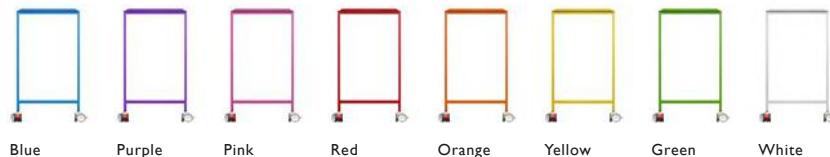
DIMENSIONS

Height = **815mm** Width = **1030mm** Depth = **540mm**

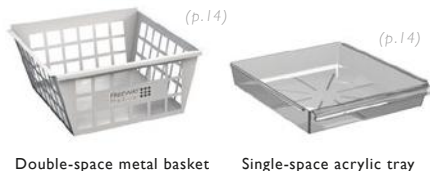
PRODUCT ELEVATIONS (Clear and Trespa®)



FRAME/WORKTOP COLOURS (included in price)



STORAGE TRAY CHOICE (included in price)



VARI-CART ENCLOSED (TRESPA® DOOR) - 1000 SERIES / 2 x 5 TRAY SPACE

FREEMWAY
Medical

PRODUCT CODE

FW3200 EWD-5 Enclosed Vari-Cart 1000 Series


Freeway Medical offers you the choice of 8 available colours for your frame and worksurface to set off the crisp white of a Trespa® door. These colours, ranging from blue to orange, pink and green and more, give the opportunity to colour code your ward to distinguish, identify and organise equipment accordingly.



STORAGE COMBINATIONS (included in price)



WORKTOP UPGRADES



DIGITAL LOCK OPTION

Keyless everyday operation with master key for maintenance or forgotten codes.



ANTI-TAMPER OPTION

A simple solution for preventing and identifying loss or theft of stock with a one-time use plastic tie.



VARI-CART ENCLOSED (CLEAR DOOR) - 1000 SERIES / 2 x 6 TRAY SPACE



PRODUCT CODE

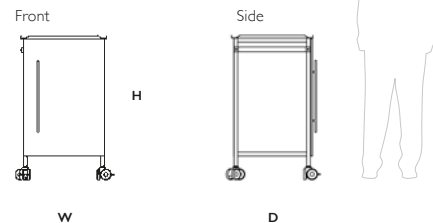
FW3200 ECD-6 Enclosed Vari-Cart 1000 Series

The double width Enclosed Vari-Cart with a clear acrylic door can be used both as an excellent storage and transportation unit as well as an extra durable workspace for you to utilise. Upgrades are available for increased longevity and you can choose between a capped edge or a raised-lip edge, dependent on your needs.

DIMENSIONS

Height = **920mm** Width = **1030mm** Depth = **540mm**

PRODUCT ELEVATIONS (Clear and Trespa®)

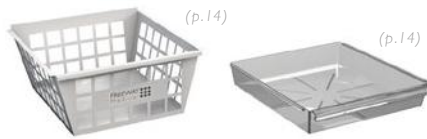


FRAME/WORKTOP COLOURS (included in price)



Blue Purple Pink Red Orange Yellow Green White

STORAGE TRAY CHOICE (included in price)



Double-space metal basket Single-space acrylic tray

VARI-CART ENCLOSED (TRESPA® DOOR) - 1000 SERIES / 2 x 6 TRAY SPACE

FREEMWAY
Medical



PRODUCT CODE

FW3200 EWD-6 Enclosed Vari-Cart 1000 Series

Whether you are looking for a single piece of equipment or an entire hospital refit, the various ranges we offer ensure you get the right fit. Our 6 tray space double width Enclosed Vari-Cart is our most popular height for universal or procedural use, the ideal size to utilise the workstation as well as the storage secured by a solid Trespa® door.

STORAGE COMBINATIONS (included in price)



WORKTOP UPGRADES



Ultra durable Trespa® Stainless steel (capped edge)

DIGITAL LOCK OPTION

Keyless everyday operation with master key for maintenance or forgotten codes.



ANTI-TAMPER OPTION

A simple solution for preventing and identifying loss or theft of stock with a one-time use plastic tie.



VARI-CART ENCLOSED (CLEAR DOOR) - 1000 SERIES / 2 x 7 TRAY SPACE



PRODUCT CODE

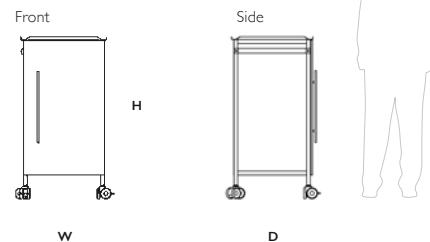
FW3200 ECD-7 Enclosed Vari-Cart 1000 Series

The double width Enclosed Vari-Cart with a clear acrylic door is beautifully simple, with our specialist modular construction process designed with you in mind. Parts are easily transplanted and removed without tools or prior experience making cleaning, replacements and upgrades straightforward for all.

DIMENSIONS

Height = 1025mm Width = 1030mm Depth = 540mm

PRODUCT ELEVATIONS (Clear and Trespa®)

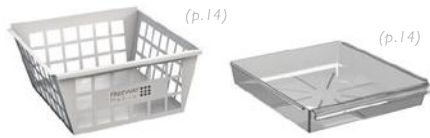


FRAME/WORKTOP COLOURS (included in price)



Blue Purple Pink Red Orange Yellow Green White

STORAGE TRAY CHOICE (included in price)



Double-space metal basket Single-space acrylic tray

VARI-CART ENCLOSED (TRESPA® DOOR) - 1000 SERIES / 2 x 7 TRAY SPACE

FREEWAY
Medical



PRODUCT CODE

FW3200 EWD-7 Enclosed Vari-Cart 1000 Series

Guaranteed with a solid Trespa® door is secure and concealed storage, made possible with a sealed rear panel on every one of our Enclosed Vari-Cart range. The rear panel is fitted to ensure only authorised access via the doors at the front of the cart, meaning one less thing to worry about when it comes to your rounds.

DOOR
270°
OPENS

STORAGE COMBINATIONS (included in price)



WORKTOP UPGRADES



Ultra durable Trespa® Stainless steel (capped edge)

DIGITAL LOCK OPTION

Keyless everyday operation with master key for maintenance or forgotten codes.



ANTI-TAMPER OPTION

A simple solution for preventing and identifying loss or theft of stock with a one-time use plastic tie.



VARI-CART ENCLOSED (CLEAR DOOR) - 1000 SERIES / 2 x 8 TRAY SPACE



PRODUCT CODE

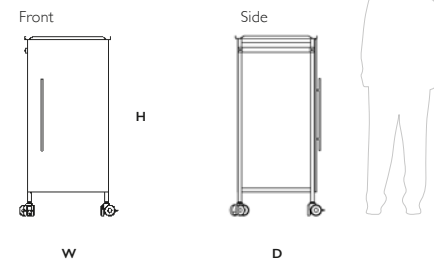
FW3200 ECD-8 Enclosed Vari-Cart 1000 Series

A clear acrylic door means you can admire your choice of storage tray combinations even when the door is closed! With two available types of storage trays, a double-space metal basket (200mm) or a single-space acrylic tray (100mm), arrange your double width Enclosed Vari-Cart how you want to suit your requirements.

DIMENSIONS

Height = 1130mm Width = 1030mm Depth = 540mm

PRODUCT ELEVATIONS (Clear and Trespa®)

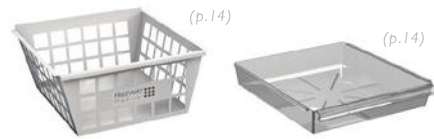


FRAME/WORKTOP COLOURS (included in price)



Blue Purple Pink Red Orange Yellow Green White

STORAGE TRAY CHOICE (included in price)



Double-space metal basket Single-space acrylic tray

VARI-CART ENCLOSED (TRESPA® DOOR) - 1000 SERIES / 2 x 8 TRAY SPACE

FREEWAY
Medical



DOOR
270°
OPENS

PRODUCT CODE

FW3200 EWD-8 Enclosed Vari-Cart 1000 Series

Your choice of storage tray combinations doesn't stop at a deeper basket or clear tray. Each option can be divided further into smaller, organised compartments by simply adding our metal divider set, available as an optional part. Never before has it been so easy for organisation and simplicity in a sleek design with a secure Trespa® door.

STORAGE COMBINATIONS (included in price)



WORKTOP UPGRADES



Ultra durable Trespa® Stainless steel (capped edge)

DIGITAL LOCK OPTION

Keyless everyday operation with master key for maintenance or forgotten codes.



ANTI-TAMPER OPTION

A simple solution for preventing and identifying loss or theft of stock with a one-time use plastic tie.



VARI-CART ENCLOSED (CLEAR DOOR) - 1000 SERIES / 2 x 9 TRAY SPACE



DOOR
270°
OPENS

PRODUCT CODE

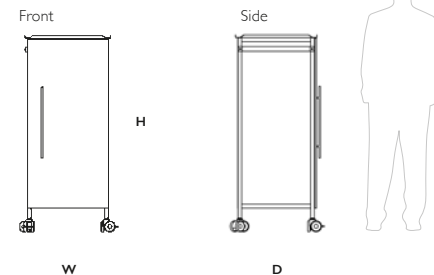
FW3200 ECD-9 Enclosed Vari-Cart 1000 Series

Every inch of the double width Enclosed Vari-Cart, with a clear acrylic door, from the floor up has been meticulously designed and painstakingly built with care. Starting with the foundations of the cart, the high-quality bearing sets in the wheels and upright axles ensure the effortless manoeuvring of even the most fully stocked cart.

DIMENSIONS

Height = 1235mm Width = 1030mm Depth = 540mm

PRODUCT ELEVATIONS (Clear and Trespa®)

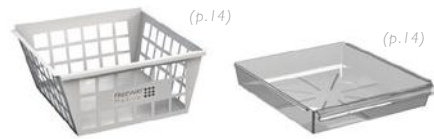


FRAME/WORKTOP COLOURS (included in price)



Blue Purple Pink Red Orange Yellow Green White

STORAGE TRAY CHOICE (included in price)



Double-space metal basket Single-space acrylic tray

VARI-CART ENCLOSED (TRESPA® DOOR) - 1000 SERIES / 2 x 9 TRAY SPACE

FREEMWAY
Medical



PRODUCT CODE

FW3200 EWD-9 Enclosed Vari-Cart 1000 Series

Available with the option of a brake to firmly secure it in place, the ultra-grip on the tyres ensures maximum traction around the hospital. Safety is paramount and the soft-touch tyres coupled with the triple bearing castors make sure your job transporting this Vari-Cart, with a Trespa® door, around wards is as easy as possible.

STORAGE COMBINATIONS (included in price)



WORKTOP UPGRADES



Ultra durable Trespa® Stainless steel (capped edge)

DIGITAL LOCK OPTION

Keyless everyday operation with master key for maintenance or forgotten codes.



ANTI-TAMPER OPTION

A simple solution for preventing and identifying loss or theft of stock with a one-time use plastic tie.



VARI-CART ENCLOSED (CLEAR DOOR) - 1000 SERIES / 2 x 10 TRAY SPACE

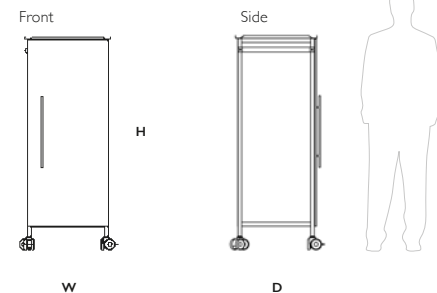


PRODUCT CODE
FW3200 ECD-10 Enclosed Vari-Cart 1000 Series

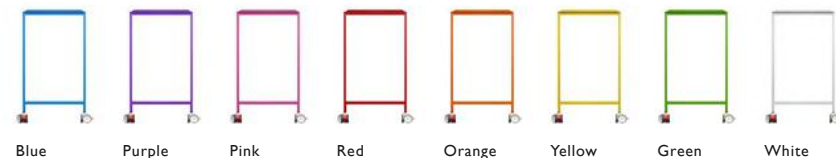
An acrylic door on this double width Enclosed Vari-Cart, though transparent, is still incredibly secure. The doors can be fitted with a further security measure of an anti-tamper option to ensure even visible contents are safe and you can do your job with peace of mind.

DIMENSIONS
Height = 1340mm Width = 1030mm Depth = 540mm

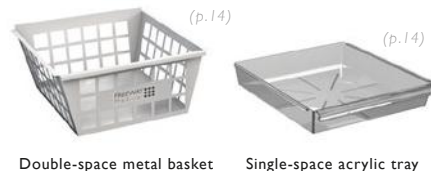
PRODUCT ELEVATIONS (Clear and Trespa®)



FRAME/WORKTOP COLOURS (included in price)



STORAGE TRAY CHOICE (included in price)



VARI-CART ENCLOSED (TRESPA® DOOR) - 1000 SERIES / 2 x 10 TRAY SPACE

FREEMWAY
Medical




PRODUCT CODE
FW3200 EWD-10 Enclosed Vari-Cart 1000 Series

Conceal with a solid Trespa® door and enhance security for sensitive stock with a digital, keyless locking system for extra confidence in the everyday use of the Enclosed Vari-Cart range. A master key is provided for maintenance and for collateral if the codes are forgotten and an override combination is required.

STORAGE COMBINATIONS (included in price)



WORKTOP UPGRADES



DIGITAL LOCK OPTION

Keyless everyday operation with master key for maintenance or forgotten codes.



ANTI-TAMPER OPTION

A simple solution for preventing and identifying loss or theft of stock with a one-time use plastic tie.



VARI-CART ENCLOSED (CLEAR DOOR) - 1000 SERIES / 2 x 11 TRAY SPACE



PRODUCT CODE

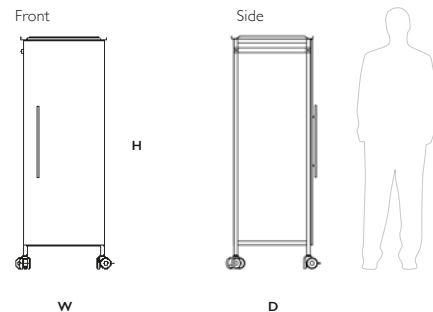
FW3200 ECD-11 Enclosed Vari-Cart 1000 Series

A clear door, a solid door, basket or tray, 4 tray space double width, 11 tray space double width... the possibilities for customisation are endless. You are just a phone call or meeting away from your ideal piece of equipment, be it bespoke, made from the ground up or modifying an existing product.

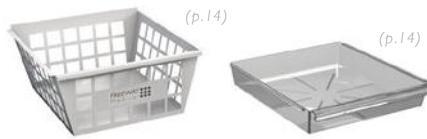
DIMENSIONS

Height = 1445mm Width = 1030mm Depth = 540mm

PRODUCT ELEVATIONS (Clear and Trespa®)



STORAGE TRAY CHOICE (included in price)




Double-space metal basket Single-space acrylic tray

FRAME/WORKTOP COLOURS (included in price)



Blue Purple Pink Red Orange Yellow Green White

VARI-CART ENCLOSED (TRESPA® DOOR) - 1000 SERIES / 2 x 11 TRAY SPACE



DOOR
270°
OPENS

PRODUCT CODE

FW3200 EWD-11 Enclosed Vari-Cart 1000 Series

This double width Enclosed Vari-Cart with a Trespa® door is the largest model in this range with 22 available spaces across the cart for abundant secure and subtle storage for medicine, equipment or notes. Find your perfect size for your requirements and take your pick from metal baskets, acrylic trays or any combination of both.

STORAGE COMBINATIONS (included in price)



WORKTOP UPGRADES



Ultra durable Trespa® Stainless steel (capped edge)

DIGITAL LOCK OPTION

Keyless everyday operation with master key for maintenance or forgotten codes.



ANTI-TAMPER OPTION

A simple solution for preventing and identifying loss or theft of stock with a one-time use plastic tie.



VARI-CART HYBRID

+ PHLEBOTOMY



* Models shown: FW3140 & Phlebotomy A



FREEWAY
Medical

Vari-Cart Hybrid. The perfect combination.

Our range of Vari-Cart Hybrid carts offer the flexibility of combined drawer and tray storage areas, with the unique ready-out-of-the-box Phlebotomy Carts expanding the concept further.

The multi-purpose Vari-Cart can be customised in many different ways, including choosing your drawer-front colours, upgrading worktops, optional hook-over accessories, drawer-tidy dividers and adding digital security options.

[Explore our Vari-Cart Hybrid range >](#)

VARI-CART HYBRID
500 SERIES



VARI-CART HYBRID
1000 SERIES



VARI-CART HYBRID
PHLEBOTOMY



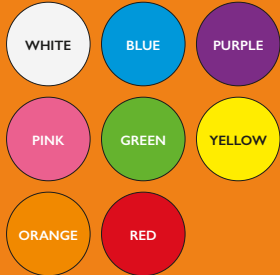
*FW0155, FW0235 AND PHLEBOTOMY A models shown

What is included on the base models?

Once you have chosen your desired Vari-Cart Hybrid model, you have many inclusions to choose from, at no extra cost. Choose the colour you would like the drawer-fronts and then choose the combination of storage trays that would best suit your needs.

You then have the option to upgrade components or add optional extras with plenty to choose from so you can easily create the Vari-Cart Hybrid you want.


1. CHOOSE YOUR
DRAWER COLOURS
(8 options available)



2. CHOOSE YOUR
STORAGE TRAYS
(in any combination /
where applicable)



3. CHOOSE YOUR
HOOK-OVER
ACCESSORIES*
(optional - see pages 22-25)



WHY BUY FREEWAY? BECAUSE ALL THESE FEATURES ARE STANDARD!



Drawer Colour Choice

All drawers on your Vari-Cart Hybrid can be painted in one of 8 available colours or a mix of them all to help you brighten and organise.



Ultra Heavy-Duty Castors

Featuring a triple ball-race bearing set, our castors and rubberised tyres are built to last and ensure effortless manoeuvring of a fully stocked cart.



Super-Tough Nylon Paint

All components used, large or small, are resistant to everyday knocks and scrapes with an extremely durable and easy-clean nylon powder coat paint finish.



Storage Combination

The Vari-Cart Hybrid range offer a unique mix of sealed metal drawers or open trays and baskets, giving you flexibility in the stock type you can carry.



Sealed Rear Panel

The sealed rear panel, standard on all Vari-Cart Hybrid models, provides protection to the rear of the cart and ensures access from only one side.



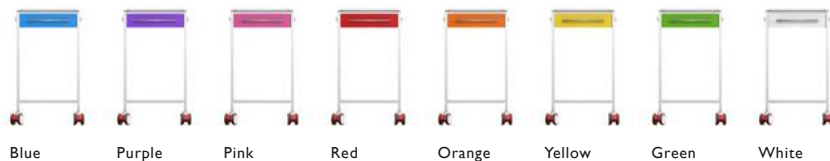
Fully Assembled

The Vari-Cart Hybrid range comes to you fully assembled and ready to roll into use. Simply unpack from the box and your cart can be put into action.

VARI-CART HYBRID - 500 SERIES / SINGLE DRAWER



DRAWER COLOURS *(included in price for all hybrid models - FW3140 shown for illustrative purposes)*



PRODUCT CODE

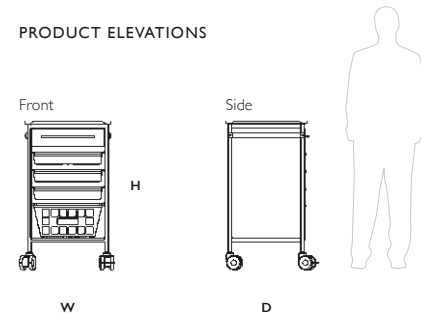
FW3140-6 Vari-Cart Hybrid (single drawer)

The Vari-Cart Hybrid carts are a versatile storage solution combining drawers and tray space to meet all your different requirements for a piece of equipment.

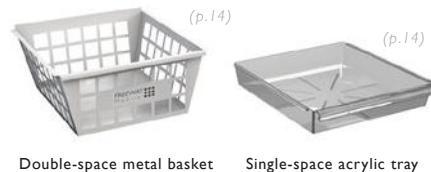
DIMENSIONS

Height = 920mm Width = 540mm Depth = 540mm

PRODUCT ELEVATIONS



STORAGE TRAY CHOICE *(included in price)*



VARI-CART HYBRID - 500 SERIES / DOUBLE DRAWER



PRODUCT CODE

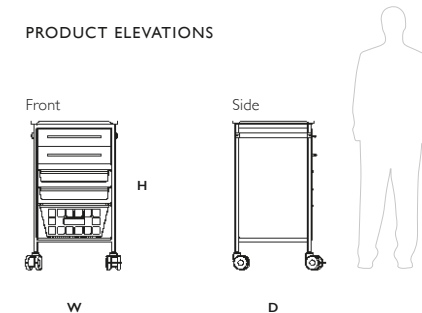
FW3155-6 Vari-Cart Hybrid (double drawer)

Solid all-metal drawers on the Vari-Cart Hybrid boast detachable drawer face plates to make replacing damaged fronts a simple, end-user job.


DIMENSIONS

Height = 920mm Width = 540mm Depth = 540mm

PRODUCT ELEVATIONS




WORKTOP UPGRADES



DIGITAL LOCK OPTION



ALL-METAL DRAWER CONSTRUCTION



VARI-CART HYBRID - 500 SERIES / TRIPLE DRAWER



PRODUCT CODE

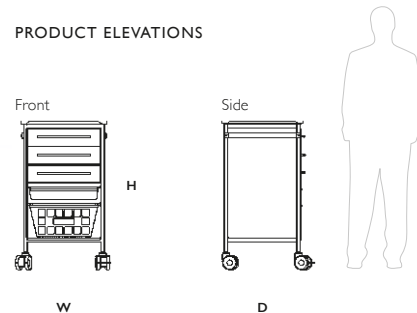
FW3165-6 Vari-Cart Hybrid (triple drawer)

With triple metal-drawers and an additional medical rail to add accessories to, the Vari-Cart Hybrid is incredibly versatile for hospital use.

DIMENSIONS

Height = 920mm Width = 540mm Depth = 540mm

PRODUCT ELEVATIONS



DRAWER COLOURS *(included in price for all hybrid models - FW3140 shown for illustrative purposes)*



Blue Purple Pink Red Orange Yellow Green White

VARI-CART HYBRID - 500 SERIES / DOUBLE DRAWER / STORAGE SHELF



*Buckets shown are for demonstrational purposes only and are not included.

LARGE
VERSATILE
STORAGE

PRODUCT CODE

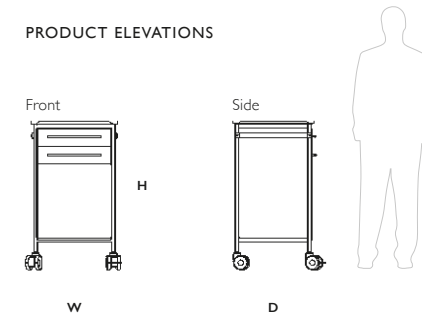
FW3170-6 Vari-Cart Hybrid
(double drawer/storage shelf)

The double drawer and storage shelf option on this Vari-Cart Hybrid demonstrates how adaptable these units can be, catering to your requirements.

DIMENSIONS

Height = 920mm Width = 540mm Depth = 540mm

PRODUCT ELEVATIONS



WORKTOP UPGRADES



Ultra durable Trespa® Stainless steel (capped/raised lip)

DIGITAL LOCK OPTION

Keyless everyday operation with master key for maintenance or forgotten codes.



ALL-METAL DRAWER CONSTRUCTION

Highly durable all-metal drawers as standard with replaceable metal drawer fronts.



VARI-CART HYBRID - 1000 SERIES / 5 DRAWER

VARI-CART HYBRID - 1000 SERIES / 5 DRAWER



AVAILABLE AS
MIRRORED
VERSION

PRODUCT CODE

FW3235-6 Vari-Cart Hybrid Left (5 drawer)

Choose the colours for your drawers from a selection of 8 colours. Pick all the same colour for a maximum block impact or mix it up with a combination.

DIMENSIONS

Height = 920mm Width = 1030mm Depth = 540mm

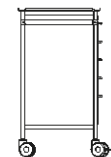
PRODUCT ELEVATIONS

Front



W

Side



D



DRAWER COLOURS (included in price for all hybrid models)



Blue Purple Pink Red Orange Yellow Green White Multi

STORAGE TRAY CHOICE (included in price)



(p.14)

Double-space metal basket



(p.14)

Single-space acrylic tray



ALL
METAL
DRAWERS



SEALED
REAR
PANEL

MEDICAL
RAIL
AS STANDARD

WORKTOP UPGRADES

(p.13)



Ultra durable Trespa®

(p.13)



Stainless steel (capped/raised lip)

DIGITAL LOCK OPTION

Keyless everyday operation with master key for maintenance or forgotten codes.



(p.18)

ALL-METAL DRAWER CONSTRUCTION

Highly durable all-metal drawers as standard with replaceable metal drawer fronts.



(p.15)



PRODUCT CODE

FW3240-6 Vari-Cart Hybrid (2 drawer)

The Vari-Cart Hybrid offers you the unique combination of sealed all-metal drawers, open acrylic trays and metal baskets for carrying all types of stock.

DIMENSIONS

Height = 920mm Width = 1030mm Depth = 540mm

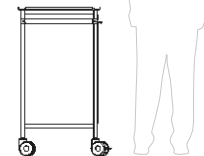
PRODUCT ELEVATIONS

Front



W

Side



D

DRAWER COLOURS *(included in price for all hybrid models)*



Blue Purple Pink Red Orange Yellow Green White

STORAGE TRAY CHOICE *(included in price)*



Double-space metal basket



Single-space acrylic tray

ALL
METAL
DRAWERS




SEALED
REAR
PANEL



MEDICAL
RAIL
AS STANDARD

WORKTOP UPGRADES




Ultra durable Trespa® Stainless steel (capped/raised lip)

DIGITAL LOCK OPTION



Keyless everyday operation with master key for maintenance or forgotten codes.

ALL-METAL DRAWER CONSTRUCTION



Highly durable all-metal drawers as standard with replaceable metal drawer fronts.



SEAT
STORE
SPACE

AVAILABLE AS
HANDED
VERSION

PRODUCT CODE

FW3250-6 Vari-Cart Hybrid Left (5 drawer)

Need the storage space as well as a workspace you can seat yourself at? Try our Vari-Cart Hybrid with a space for a stool and space for drawers.

DIMENSIONS

Height = 920mm Width = 1030mm Depth = 540mm

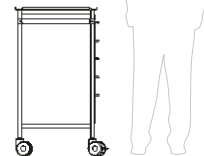
PRODUCT ELEVATIONS

Front



W

Side



D

DRAWER COLOURS *(included in price for all hybrid models)*



Blue Purple Pink Red Orange Yellow Green White Multi

BUILT-IN STOOL SPACE *(stool not included)*



Create a clutter-free and safer work space by storing a stool directly under the cart's workspace.



ALL
METAL
DRAWERS

SEALED
REAR
PANEL

WORKTOP UPGRADES

(p.13)



Ultra durable Trespa®

(p.13)



Stainless steel (capped/raised lip)

DIGITAL LOCK OPTION

Keyless everyday operation with master key for maintenance or forgotten codes.



(p.18)

ALL-METAL DRAWER CONSTRUCTION

Highly durable all-metal drawers as standard with replaceable metal drawer fronts.



(p.15)

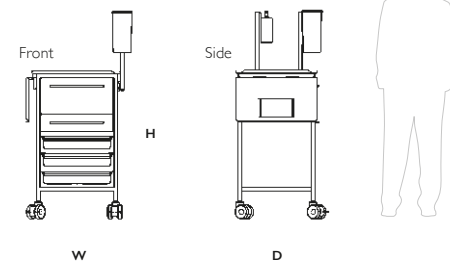


PRODUCT CODE
FW3000A Phlebotomy Cart (2 drawer)

Phlebotomy procedures have been kept in mind when designing this cart with an integrated waste bag holder for user ease.

DIMENSIONS
Height = 920mm Width = 540mm Depth = 540mm

PRODUCT ELEVATIONS (excluding accessories)



KEYLESS DIGITAL LOCK (optional)

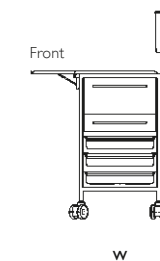
Keyless everyday operation with master key for maintenance or forgotten codes.



SPACE-SAVING DROP FLAP
When not in use, the worksurface extension simply folds down 90° to significantly reduce the cart's footprint.

DIMENSIONS (DROP FLAP IN THE RAISED POSITION)
Total cart width = 732mm

PRODUCT ELEVATIONS (excluding accessories)



ALL-METAL DRAWER CONSTRUCTION

Highly durable all-metal drawers as standard with replaceable metal drawer fronts.





INTEGRATED
WASTE
BAG HOLDER

PRODUCT CODE

FW3000B Phlebotomy Cart

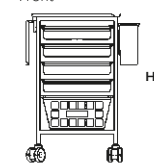
With different tray choice options and detachable accessories, personalise this Phlebotomy Vari-Cart Hybrid to suit whatever stock or medicine you require.

DIMENSIONS

Height = 920mm Width = 540mm Depth = 540mm

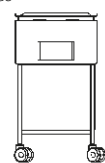
PRODUCT ELEVATIONS (excluding accessories)

Front



W

Side



D



STORAGE TRAY CHOICE (included in price)



Double-space metal basket



Single-space acrylic tray



DETACHABLE
ACCESSORIES

FOLDABLE
SURFACE
SAVES SPACE

SPACE-SAVING DROP FLAP

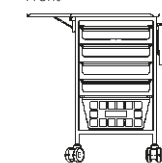
When not in use, the worksurface extension simply folds down 90° to significantly reduce the cart's footprint.

DIMENSIONS (DROP FLAP IN THE RAISED POSITION)

Total cart width = 732mm

PRODUCT ELEVATIONS (excluding accessories)

Front



W

ALL-METAL DRAWER CONSTRUCTION

Highly durable all-metal drawers as standard with replaceable metal drawer fronts.



(p.15)

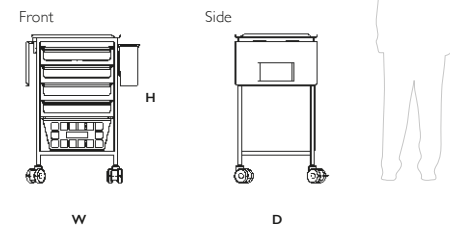


PRODUCT CODE
FW3000C Phlebotomy Cart

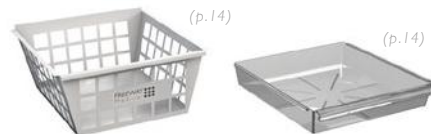
The Phlebotomy Vari-Cart Hybrid has an ingenious foldable surface to save valuable space when in tighter areas of the hospital.

DIMENSIONS
Height = **920mm** Width = **540mm** Depth = **540mm**

PRODUCT ELEVATIONS (excluding accessories)



STORAGE TRAY CHOICE (included in price)



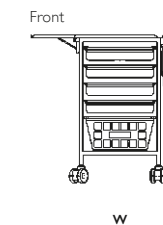
Double-space metal basket Single-space acrylic tray



SPACE-SAVING DROP FLAP
When not in use, the worksurface extension simply folds down 90° to significantly reduce the cart's footprint.

DIMENSIONS (DROP FLAP IN THE RAISED POSITION)
Total cart width = **732mm**

PRODUCT ELEVATIONS (excluding accessories)




ALL-METAL DRAWER CONSTRUCTION



VARI-PRO SPECIALIST

SEPSIS / EMERGENCY / AIRWAYS
500 SERIES / 700 SERIES



Rely on us with Vari-Pro Specialist.

Specialist products for emergency situations. This range incorporates 3 different models tailored for sepsis infection, emergency and airways related incidents.

Each cart range is painted in a specific colour to enable instant identification when needed in an emergency.

Worktop drop-flaps, optional hook-over accessories, drawer-tidy dividers and digital keyless locks are some examples of the customisation that's available.

[Explore our Vari-Pro Specialist range >](#)

What is included on the base models?


The Vari-Pro Specialist range are specific-use products that have been designed with an exact purpose in mind. They are painted in a recognisable colour with drawers or trays individually labelled for quick and easy location of important stock.

Simply choose the cart you need and customise the drawer sizes you want. There are still plenty of optional upgrades to further enhance the use of the cart, with digital security options and storage divider systems for organisation.


VARI-PRO SPECIALIST
SEPSIS
500 / 700 SERIES




VARI-PRO SPECIALIST
EMERGENCY
500 / 700 SERIES



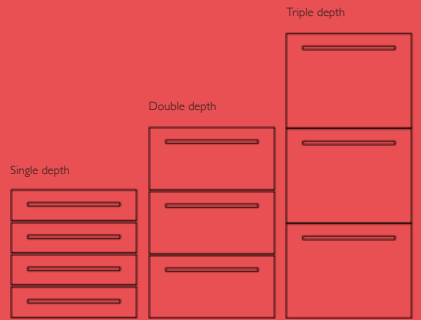
VARI-PRO SPECIALIST
AIRWAYS
500 / 700 SERIES



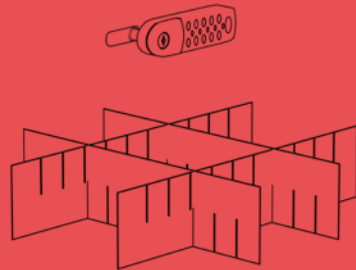
1. CHOOSE YOUR CART
DIMENSIONS
(2 heights, 2 widths available)



2. CHOOSE YOUR
DRAWER SIZES
(any combination -
Emergency model only)



3. CHOOSE OPTIONAL
UPGRADES



4. CHOOSE YOUR HOOK-OVER ACCESSORIES* (optional - see pages 22-25)

WHY BUY FREEWAY? BECAUSE ALL THESE FEATURES ARE STANDARD!



Specific Specialist Colours

Each Vari-Pro Specialist: Sepsis, Airways and Emergency ranges, come in their own specific colour theme for easy identification in an emergency.



Anti-Tamper Security

Vari-Pro Specialist ranges feature an anti-tamper security system as standard, so the user can easily check if cart has been used since its last re-stock.



Specialist Labelling

Our labelling system in our Specialist carts provide quick and reliable location of core equipment and consumables used in emergency situations.



All-Metal Drawers

Featuring solid, all-metal drawer construction with a removable drawer front enabling easy replacement to swap colours or if damaged.



Ultra Heavy-Duty Castors

Featuring a triple ball-race bearing set, our castors and rubberised tyres are built to last and ensure effortless manoeuvring of a fully stocked cart.



Fully Assembled

The Vari-Pro Specialist range comes to you fully assembled and ready to roll into use. Simply unpack from the box and your cart can be put into action.



PRODUCT CODE

3100-6 EMERGENCY (6 tray space)

With 6 tray spaces and a transparent door to view the clear labelling system make this Emergency Vari-Pro Specialist cart ideal for the most urgent times.

DIMENSIONS

Height = 920mm Width = 540mm Depth = 540mm

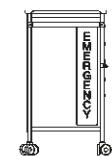
PRODUCT ELEVATIONS (excluding accessories)

Front



W

Side



D



ANTI-TAMPER SECURITY SYSTEM (included)



Our Emergency 6 and 7 tray space carts come with the anti-tamper security door seal as standard.

(p.19)

CLEAR
LABELLING
SYSTEM

SEALED
REAR
PANEL



PRODUCT CODE

3100-7 EMERGENCY (7 tray space)

In an emergency, the last thing you need is to be racing around trying to find what you need – enter the 7 tray space Resuscitation and Emergency Vari-Pro Specialist cart.

DIMENSIONS

Height = 1025mm Width = 540mm Depth = 540mm

PRODUCT ELEVATIONS

Front



W

Side



D



HOOK-OVER ACCESSORIES (optional)

(p.22)

*Sharps bin not included



DROP-FLAP OPTION

(p.20)



TRAY DIVIDER SET OPTION

Efficiently organise your smaller consumables with these easy to adjust tray dividers.



(p.14)

VARI-PRO SPECIALIST - 500 SERIES RESUSCITATION & EMERGENCY / 6 DRAWER SPACE



PRODUCT CODE

3190-6 COMPACT EMERGENCY (6 drawer space)

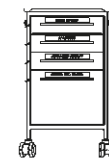
The Vari-Pro Specialist 6 drawer space cart is an innovative and secure way to keep all that you need accessible, organised and readily available for when you need it the most.

DIMENSIONS

Height = 920mm Width = 540mm Depth = 540mm

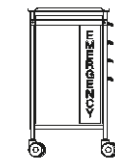
PRODUCT ELEVATIONS *(excluding accessories)*

Front



W

Side



D



DRAWER LABELLING SYSTEM

BASIC AIRWAY
IV ACCESS
ADVANCED AIRWAY
DRUGS AND FLUIDS
MISCELLANEOUS

Provides quick and reliable location of the core equipment and consumables used in emergency situations.

BUILT IN ANTI-TAMPER SECURITY



Our Emergency 7 drawer space carts come with the anti-tamper security drawer seals as standard.

(p.19)

STAINLESS STEEL WORKTOP

All 3190 series carts have a stainless steel raised-lip worktop as standard.



(p.13)

VARI-PRO SPECIALIST - FREE DRAWER COMBINATIONS

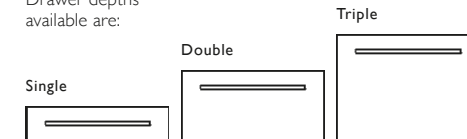
FREE
DRAWER
CHOICE



CHOOSE YOUR OWN DRAWER COMBINATION

Each of our Vari-Pro Specialist range come with standardised drawer settings as a base, but if any drawer combination doesn't suit your needs, then simply choose the combination that does, completely free of charge!

Drawer depths available are:



DRAWER DIVIDER SET OPTION

Efficiently organise your smaller consumables with these easy to adjust drawer dividers. See page mmm.



HOOK-OVER ACCESSORIES *(optional)*

(p.22)

*Sharps bin not included



DROP-FLAP OPTION

(p.20)



ALL-METAL DRAWER CONSTRUCTION

Highly durable all-metal drawers as standard with replaceable metal drawer fronts.



(p.15)

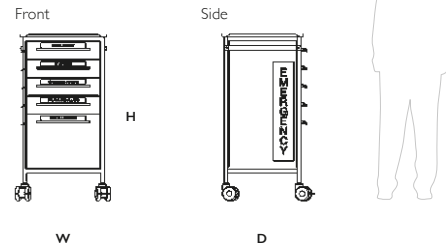


PRODUCT CODE
3190-7 COMPACT EMERGENCY (7 drawer space)

With 7 drawer spaces available, pick and choose the combination suited to the equipment you require so you are ready in any emergency.

DIMENSIONS
Height = 1025mm Width = 540mm Depth = 540mm

PRODUCT ELEVATIONS (excluding accessories)



DRAWER LABELLING SYSTEM

BASIC AIRWAY
IV ACCESS
ADVANCED AIRWAY
DRUGS AND FLUIDS
MISCELLANEOUS

Provides quick and reliable location of the core equipment and consumables used in emergency situations.

BUILT IN ANTI-TAMPER SECURITY



Our Emergency 7 drawer space carts come with the anti-tamper security drawer seals as standard.

(p.19)

STAINLESS STEEL WORKTOP

All 3190 series carts have a stainless steel raised-lip worktop as standard.



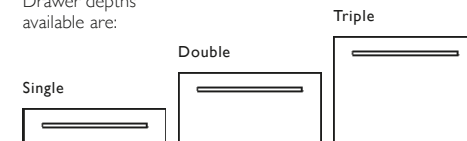
(p.13)



CHOOSE YOUR OWN DRAWER COMBINATION

Each of our Vari-Pro Specialist range come with standardised drawer settings as a base, but if any drawer combination doesn't suit your needs, then simply choose the combination that does, completely free of charge!

Drawer depths available are:



DRAWER DIVIDER SET OPTION

Efficiently organise your smaller consumables with these easy to adjust drawer dividers. See page mmm.



DROP-FLAP OPTION



(p.20)

HOOK-OVER ACCESSORIES (optional)

(p.22)

*Sharps bin not included



ALL-METAL DRAWER CONSTRUCTION

Highly durable all-metal drawers as standard with replaceable metal drawer fronts.



(p.15)

VARI-PRO SPECIALIST - 700 SERIES RESUSCITATION & EMERGENCY / 6 DRAWER SPACE



PRODUCT CODE

2190-6 EMERGENCY (6 drawer space)

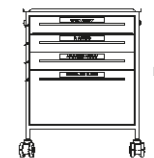
At 700mm, the 6 drawer space Vari-Pro Specialist cart is wider to accommodate even more storage for when emergencies need the extra equipment.

DIMENSIONS

Height = 920mm Width = 720mm Depth = 540mm

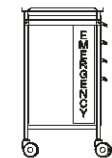
PRODUCT ELEVATIONS *(excluding accessories)*

Front



W

Side



D



DRAWER LABELLING SYSTEM

BASIC AIRWAY
IV ACCESS
ADVANCED AIRWAY
DRUGS AND FLUIDS
MISCELLANEOUS

Provides quick and reliable location of the core equipment and consumables used in emergency situations.

BUILT IN ANTI-TAMPER SECURITY



Our Emergency 7 drawer space carts come with the anti-tamper security drawer seals as standard.

(p.19)

STAINLESS STEEL WORKTOP

All 2190 series carts have a stainless steel raised-lip worktop as standard.



(p.13)

VARI-PRO SPECIALIST - FREE DRAWER COMBINATIONS

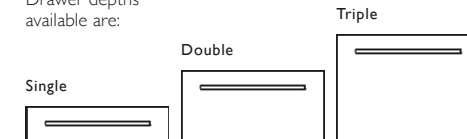
FREE
DRAWER
CHOICE



CHOOSE YOUR OWN DRAWER COMBINATION

Each of our Vari-Pro Specialist range come with standardised drawer settings as a base, but if any drawer combination doesn't suit your needs, then simply choose the combination that does, completely free of charge!

Drawer depths available are:



DRAWER DIVIDER SET OPTION

Efficiently organise your smaller consumables with these easy to adjust drawer dividers. See page mmm.



HOOK-OVER ACCESSORIES *(optional)*

(p.22)

*Sharps bin not included



DROP-FLAP OPTION

(p.20)



ALL-METAL DRAWER CONSTRUCTION

Highly durable all-metal drawers as standard with replaceable metal drawer fronts.



(p.15)

VARI-PRO SPECIALIST - 700 SERIES RESUSCITATION & EMERGENCY / 7 DRAWER SPACE



DRAWER LABELLING SYSTEM

BASIC AIRWAY
IV ACCESS
ADVANCED AIRWAY
DRUGS AND FLUIDS
MISCELLANEOUS

Provides quick and reliable location of the core equipment and consumables used in emergency situations.

BUILT IN ANTI-TAMPER SECURITY



Our Emergency 7 drawer space carts come with the anti-tamper security drawer seals as standard.

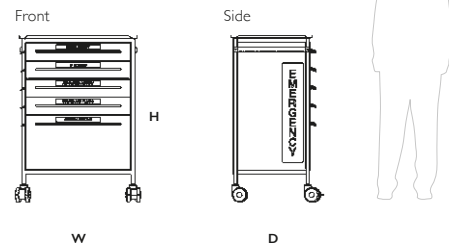
(p.19)

PRODUCT CODE
2190-7 EMERGENCY (7 drawer space)

The Vari-Pro Specialist range has been designed with the end user in mind with every little detail taken care of so you can focus on the emergency at hand.

DIMENSIONS
Height = 1025mm Width = 720mm Depth = 540mm

PRODUCT ELEVATIONS (excluding accessories)



STAINLESS STEEL WORKTOP

All 2190 series carts have a stainless steel raised-lip worktop as standard.



(p.13)

VARI-PRO SPECIALIST - FREE DRAWER COMBINATIONS

FREE
DRAWER
CHOICE



HOOK-OVER ACCESSORIES (optional)

(p.22)

*Sharps bin not included



DROP-FLAP OPTION

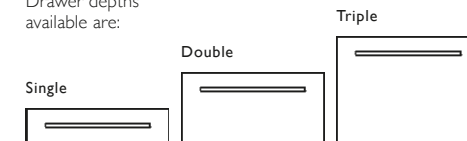
(p.20)



CHOOSE YOUR OWN DRAWER COMBINATION

Each of our Vari-Pro Specialist range come with standardised drawer settings as a base, but if any drawer combination doesn't suit your needs, then simply choose the combination that does, completely free of charge!

Drawer depths available are:



DRAWER DIVIDER SET OPTION

Efficiently organise your smaller consumables with these easy to adjust drawer dividers. See page mmm.



ALL-METAL DRAWER CONSTRUCTION

Highly durable all-metal drawers as standard with replaceable metal drawer fronts.



(p.15)



PRODUCT CODE

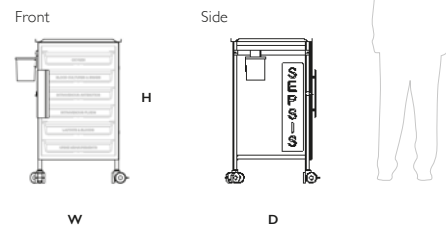
FW3100-6 SEPSIS (6 tray space)

The Vari-Pro Specialist 6 tray space Sepsis cart offers clear and efficient storage for ease and reliability in an emergency where every minute matters.

DIMENSIONS

Height = **920mm** Width = **540mm** Depth = **500mm**

PRODUCT ELEVATIONS (excluding accessories)




SHARPS HOOK-OVER ACCESSORY (included)

Our Sepsis 6 and 7 tray space carts come with a hook-over attachment for Sharps Containers.



*Sharps bin not included



CLEAR AND CONCISE TRAY LABELLING SYSTEM


Provides quick and reliable location of equipment and consumables for the fast treatment in emergencies.

With the door closed, the stainless steel catch protrudes through the steel door/handle plate.



ANTI-TAMPER SECURITY SYSTEM AS STANDARD

One-use plastic ties seal the cart and give an at-a-glance reference that the door hasn't been opened since its last re-stock. Staff can be confident that when the equipment or consumable is needed in an emergency, the trays will be fully stocked and ready to go.



A new security tie in place after stocking a cart.

HOOK-OVER ACCESSORIES (optional)

(p.22)

*Consumables not included.



ADMIN/PAPER TRAY OPTION



TRAY DIVIDER SET OPTION

Efficiently organise your smaller consumables with these easy to adjust tray dividers.



(p.14)



PRODUCT CODE

FW3100-6 SEPSIS (7 tray space)

7 tray spaces in the Vari-Pro Specialist Sepsis cart gives the ward a reliable, go-to unit which can hold everything required for a sepsis emergency.

DIMENSIONS

Height = 1025mm Width = 540mm Depth = 500mm


PRODUCT ELEVATIONS (excluding accessories)

Front



W

Side



D



SHARPS HOOK-OVER ACCESSORY (included)

Our Sepsis 6 and 7 tray space carts come with a hook-over attachment for Sharps Containers.

(p.23)



*Sharps bin not included



CLEAR AND CONCISE TRAY LABELLING SYSTEM

Provides quick and reliable location of equipment and consumables for the fast treatment in emergencies.

With the door closed, the stainless steel catch protrudes through the steel door/handle plate.



ANTI-TAMPER SECURITY SYSTEM AS STANDARD

One-use plastic ties seal the cart and give an at-a-glance reference that the door hasn't been opened since its last re-stock. Staff can be confident that when the equipment or consumable is needed in an emergency, the trays will be fully stocked and ready to go.



A new security tie in place after stocking a cart.

HOOK-OVER ACCESSORIES (optional)

(p.22)

*Consumables not included.



ADMIN/PAPER TRAY OPTION



TRAY DIVIDER SET OPTION

Efficiently organise your smaller consumables with these easy to adjust tray dividers.



(p.14)



PRODUCT CODE

FW3190-6 SEPSIS (6 drawer)

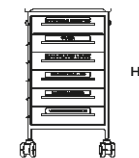
The solid 6 drawers in this 500mm Specialist Sepsis cart can be clearly labelled in order to ensure clarity during a sepsis emergency.

DIMENSIONS

Height = **970mm** Width = **540mm** Depth = **540mm**

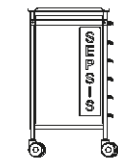
PRODUCT ELEVATIONS (excluding accessories)

Front



W

Side



D



DIGITAL LOCK OPTION

Keyless everyday operation with master key for maintenance or forgotten codes.



(p.18)



CLEAR AND CONCISE DRAWER LABELLING SYSTEM


Provides quick and reliable location of equipment and consumables for the fast treatment in emergencies.

Stainless steel catches on both the frame and drawer meet neatly together.



ANTI-TAMPER SECURITY SYSTEM AS STANDARD

One-use plastic ties seal the cart and give an at-a-glance reference that the door hasn't been opened since its last re-stock. Staff can be confident that when the equipment or consumable is needed in an emergency, the trays will be fully stocked and ready to go.



A new security tie in place after stocking a cart.

HOOK-OVER ACCESSORIES (optional)

(p.22)

*Consumables not included.



ALL-METAL DRAWER CONSTRUCTION

Highly durable all-metal drawers as standard with replaceable metal drawer fronts.



(p.15)

DRAWER DIVIDER SET OPTION

Efficiently organise your smaller consumables with these easy to adjust drawer dividers.



(p.14)



PRODUCT CODE

FW2190-6 SEPSIS (6 drawer)

Extra wide for increased storage at 700mm, this Vari-Pro Specialist Sepsis cart is a reliable, manoeuvrable unit with the capacity to help in an emergency.

DIMENSIONS

Height = **970mm** Width = **720mm** Depth = **540mm**

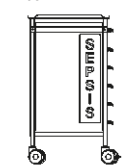
PRODUCT ELEVATIONS *(excluding accessories)*

Front



W

Side



D



DIGITAL LOCK OPTION

Keyless everyday operation with master key for maintenance or forgotten codes.



(p.18)



CLEAR AND CONCISE DRAWER LABELLING SYSTEM


Provides quick and reliable location of equipment and consumables for the fast treatment in emergencies (note the 500mm drawers are pictured here).

Stainless steel catches on both the frame and drawer meet neatly together.



ANTI-TAMPER SECURITY SYSTEM AS STANDARD

One-use plastic ties seal the cart and give an at-a-glance reference that the door hasn't been opened since its last re-stock. Staff can be confident that when the equipment or consumable is needed in an emergency, the trays will be fully stocked and ready to go.



A new security tie in place after stocking a cart.

HOOK-OVER ACCESSORIES *(optional)*

(p.22)

*Consumables not included.



ALL-METAL DRAWER CONSTRUCTION

Highly durable all-metal drawers as standard with replaceable metal drawer fronts.



(p.15)

DRAWER DIVIDER SET OPTION

Efficiently organise your smaller consumables with these easy to adjust drawer dividers.



(p.14)



COLOUR-CODED DRAWER SYSTEM

PLAN A
PLAN B
PLAN C
PLAN D
MISCELLANEOUS

Provides quick and reliable location of predetermined equipment for various airways-related emergency situations.

BUILT IN ANTI-TAMPER SECURITY



All our Airways carts come with the anti-tamper security seals as standard.

(p.19)

PRODUCT CODE

FW3190-6 COMPACT AIRWAYS (6 drawer space)

The Compact Airways Vari-Pro Specialist range has been carefully thought out to provide the opportunity to colour-code your medical system for airway emergencies.

DIMENSIONS

Height = 920mm Width = 540mm Depth = 540mm

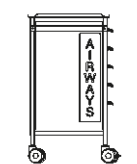
PRODUCT ELEVATIONS (excluding accessories)

Front



W

Side



D



STAINLESS STEEL WORKTOP

All Airways carts have a stainless steel raised-lip worktop as standard.



(p.13)



PRODUCT CODE

FW3190-7 COMPACT AIRWAYS (7 drawer space)

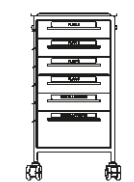
With 7 drawer spaces available, ready to be customised for your requirements, this Vari-Pro Specialist cart is suitable for a quick grab in an emergency.

DIMENSIONS

Height = 920mm Width = 540mm Depth = 540mm

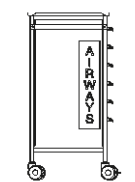
PRODUCT ELEVATIONS (excluding accessories)

Front



W

Side



D



HOOK-OVER ACCESSORIES (optional)

(p.22)

*Sharps bin not included



DROP-FLAP OPTION

(p.20)



ALL-METAL DRAWER CONSTRUCTION

Highly durable all-metal drawers as standard with replaceable metal drawer fronts.



(p.15)



PRODUCT CODE

FW2190-6 AIRWAYS (6 drawer space)

Ingenious designing has resulted in the perfect cart for an airway emergency with reliable at-a-glance tags so you know if you are fully stocked.

DIMENSIONS

Height = 920mm Width = 720mm Depth = 540mm

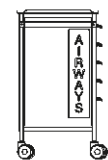
PRODUCT ELEVATIONS (excluding accessories)

Front



W

Side



D



COLOUR-CODED DRAWER SYSTEM

PLAN A
PLAN B
PLAN C
PLAN D
MISCELLANEOUS

Provides quick and reliable location of predetermined equipment for various airways-related emergency situations.



BUILT IN ANTI-TAMPER SECURITY

All our Airways carts come with the anti-tamper security seals as standard.

(p.19)

STAINLESS STEEL WORKTOP

All Airways carts have a stainless steel raised-lip worktop as standard.



(p.13)



PRODUCT CODE

FW2190-7 AIRWAYS (7 drawer space)

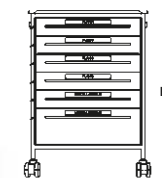
7 drawer spaces in our larger 700mm Vari-Pro Specialist cart gives secure storage capability that is versatile around the ward and vital for any airway emergency.

DIMENSIONS

Height = 920mm Width = 720mm Depth = 540mm

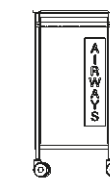
PRODUCT ELEVATIONS (excluding accessories)

Front



W

Side



D



HOOK-OVER ACCESSORIES (optional)

(p.22)

*Sharps bin not included



DROP-FLAP OPTION

(p.20)



ALL-METAL DRAWER CONSTRUCTION


Highly durable all-metal drawers as standard with replaceable metal drawer fronts.



(p.15)

VARI-PRO

500 SERIES / 700 SERIES / 1000 SERIES



Meet our Procedure Carts. Vari-Pro.

Utilising the same simple, yet durable construction as our Vari-Cart ranges, the Vari-Pro Procedure Carts are built to last and provide a cost-effective long-term solution.

There are plenty of upgrades to make your cart work for you even harder: upgradeable worktops, hook-over accessories, drawer-tidy dividers and digital keyless locks.


Customisation is in your hands, with plenty of options like drawer-front colours and drawer depths and combinations, all free of charge.

[Explore our Vari-Pro cart range >](#)


What is included on the base models?

The base models for our Vari-Pro range have multiple options, including choosing your ideal height and width, colour of drawer-fronts and drawer size combinations, which come as standard so you can customise your cart at no extra cost. If you would like to upgrade components or add optional extras, there are plenty to choose from so you can easily create the cart that suits your needs.


VARI-PRO
500 SERIES



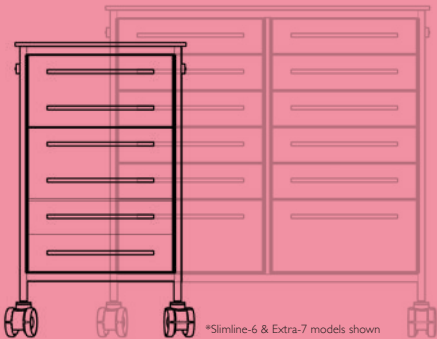
VARI-PRO
700 SERIES



VARI-PRO
1000 SERIES




1. CHOOSE YOUR
CART DIMENSIONS
(2 heights, 3 widths available)

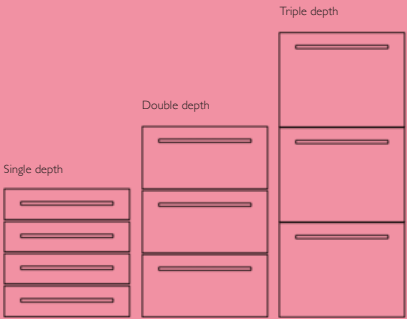


*Slimline-6 & Extra-7 models shown

2. CHOOSE YOUR
DRAWER COLOURS
(8 options available)



3. CHOOSE YOUR
DRAWER SIZES
(in any combination)



4. CHOOSE YOUR HOOK-OVER ACCESSORIES* (optional, see page 22-25)

WHY BUY FREEWAY? BECAUSE ALL THESE FEATURES ARE STANDARD!



Drawer Colour Choice

Choose from a selection of 8 colours to have the drawer-fronts painted in. Make a block impact or mix it up with a combination, the choice is yours.



Ultra Heavy-Duty Castors

Featuring a triple ball-race bearing set, our castors and rubberised tyres are built to last and ensure effortless manoeuvring of a fully stocked cart.



Super-Tough Nylon Paint

All components used, large or small, are resistant to everyday knocks and scrapes with an extremely durable and easy-clean nylon powder coat paint finish.



Any Drawer Configuration

Choose the combination of drawer sizes that suit the intended purpose of the cart and the stock and equipment it will eventually hold.



Built-In Accessory Rails

Our simple hook-over accessories give the Vari-Pro cart endless upgrade options which help tailor the cart to the users' specific needs.




Fully Assembled

The Vari-Pro range comes to you fully assembled and ready to roll into use. Simply unpack from the box and your cart can be put into action.



DRAWER COLOURS *(included in price)*



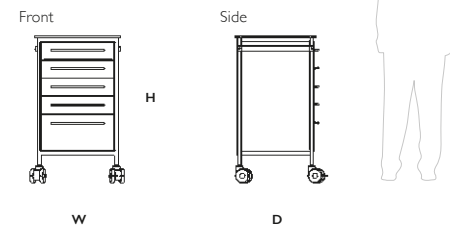
PRODUCT CODE VARI-PRO SLIMLINE-6

The Vari-Pro Slimline cart with 6 drawer spaces is a versatile, unobtrusive storage solution with a solid Trespa worktop and sleek finish that fits into hospitals for efficient use of space.

DIMENSIONS

Height = 910mm Width = 530mm Depth = 540mm

PRODUCT ELEVATIONS *(excluding accessories)*



STAINLESS STEEL WORKTOP UPGRADE

All our Vari-Pro carts can be upgraded to a stainless steel raised-lip worktop.



(p.13)

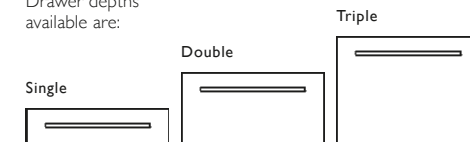
FREE DRAWER CHOICE



CHOOSE YOUR OWN DRAWER COMBINATION

All models in our Vari-Pro range come with standardised drawer combinations, but if the drawer mixture doesn't suit your requirements, then simply customise your drawer combination to fit your needs, completely free of charge!

Drawer depths available are:



DRAWER DIVIDER SET OPTION

Efficiently organise your smaller consumables with these easy to adjust drawer dividers. See page mmm.



HOOK-OVER ACCESSORIES *(optional)*

(p.22)

*Consumables not included.



DIGITAL LOCK OPTION

Keyless everyday operation with master key for maintenance or forgotten codes.



(p.18)

ALL-METAL DRAWER CONSTRUCTION

Highly durable all-metal drawers as standard with replaceable metal drawer fronts.




(p.15)

VARI-PRO - 500 SERIES / 7 DRAWER SPACE



DRAWER COLOURS (included in price - Vari-Pro Slimline-6 shown for illustrative purposes)



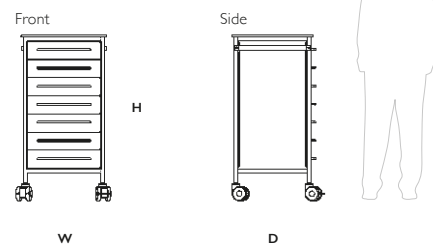
PRODUCT CODE VARI-PRO SLIMLINE-7

Our Vari-Pro Slimline cart boasts many features, with 7 drawer spaces you can customise to fit your needs best to make the most out of limited space.

DIMENSIONS

Height = 1010mm Width = 530mm Depth = 540mm

PRODUCT ELEVATIONS (excluding accessories)



STAINLESS STEEL WORKTOP UPGRADE

All our Vari-Pro carts can be upgraded to a stainless steel raised-lip worktop.



(p.13)

VARI-PRO - FREE DRAWER COMBINATIONS



HOOK-OVER ACCESSORIES (optional)

(p.22)

*Consumables not included.



DIGITAL LOCK OPTION

Keyless everyday operation with master key for maintenance or forgotten codes.

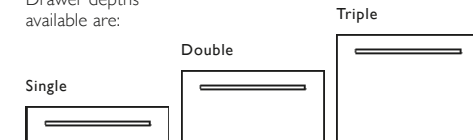


(p.18)

CHOOSE YOUR OWN DRAWER COMBINATION

All models in our Vari-Pro range come with standardised drawer combinations, but if the drawer mixture doesn't suit your requirements, then simply customise your drawer combination to fit your needs, completely free of charge!

Drawer depths available are:



DRAWER DIVIDER SET OPTION

Efficiently organise your smaller consumables with these easy to adjust drawer dividers. See page mmm.



ALL-METAL DRAWER CONSTRUCTION

Highly durable all-metal drawers as standard with replaceable metal drawer fronts.



(p.15)

VARI-PRO - 700 SERIES / 6 DRAWER SPACE



DRAWER COLOURS *(included in price - Vari-Pro Slimline-6 shown for illustrative purposes)*



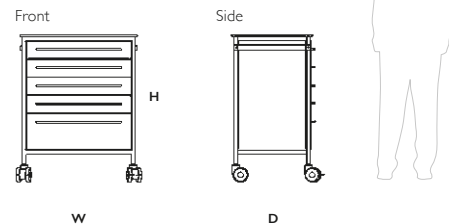
PRODUCT CODE VARI-PRO-6

At 700mm, the Vari-Pro 6 drawer space offers a flexible way to store equipment, medicine or notes which can be rolled around the ward or fixed in place.

DIMENSIONS

Height = 910mm Width = 720mm Depth = 540mm

PRODUCT ELEVATIONS *(excluding accessories)*



STAINLESS STEEL WORKTOP UPGRADE

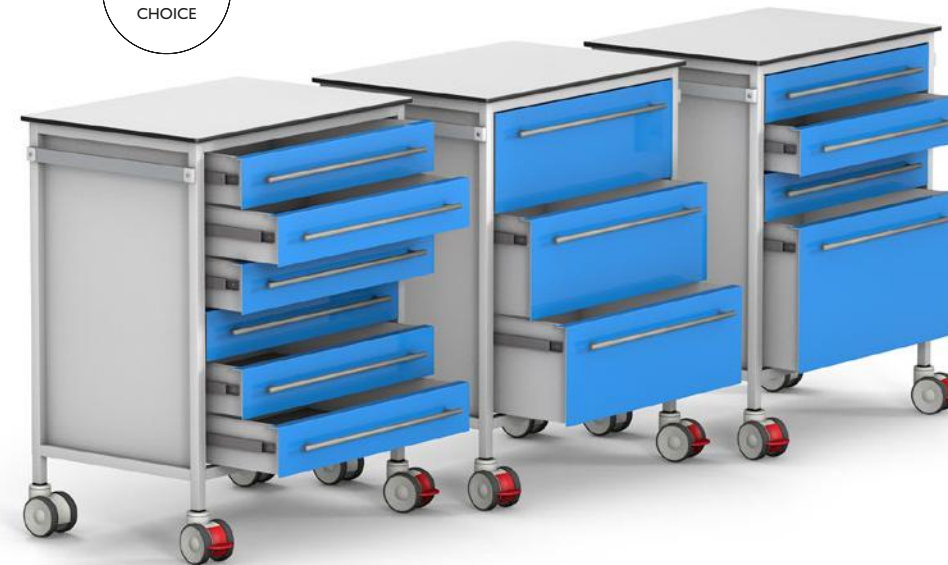
All our Vari-Pro carts can be upgraded to a stainless steel raised-lip worktop.



(p.13)

VARI-PRO - FREE DRAWER COMBINATIONS

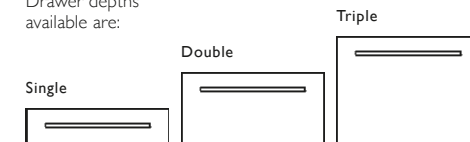
FREE DRAWER CHOICE



CHOOSE YOUR OWN DRAWER COMBINATION

All models in our Vari-Pro range come with standardised drawer combinations, but if the drawer mixture doesn't suit your requirements, then simply customise your drawer combination to fit your needs, completely free of charge!

Drawer depths available are:



DRAWER DIVIDER SET OPTION

Efficiently organise your smaller consumables with these easy to adjust drawer dividers. See page mmm.



HOOK-OVER ACCESSORIES *(optional)*

(p.22)

*Consumables not included.



DIGITAL LOCK OPTION

Keyless everyday operation with master key for maintenance or forgotten codes.



(p.18)

ALL-METAL DRAWER CONSTRUCTION

Highly durable all-metal drawers as standard with replaceable metal drawer fronts.



(p.15)

VARI-PRO - 700 SERIES / 7 DRAWER SPACE



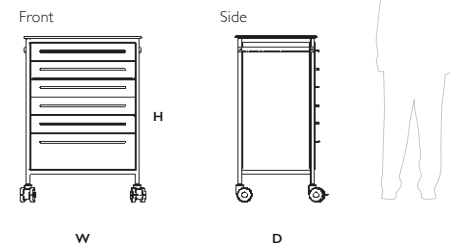
PRODUCT CODE
VARI-PRO-7

The Vari-Pro 7 drawer space is an excellent procedure cart built to last, with highly durable construction and long-lasting, stainless steel worktop upgrades available.


DIMENSIONS

Height = 1010mm Width = 720mm Depth = 540mm

PRODUCT ELEVATIONS *(excluding accessories)*



DRAWER COLOURS *(included in price - Vari-Pro Slimline-6 shown for illustrative purposes)*



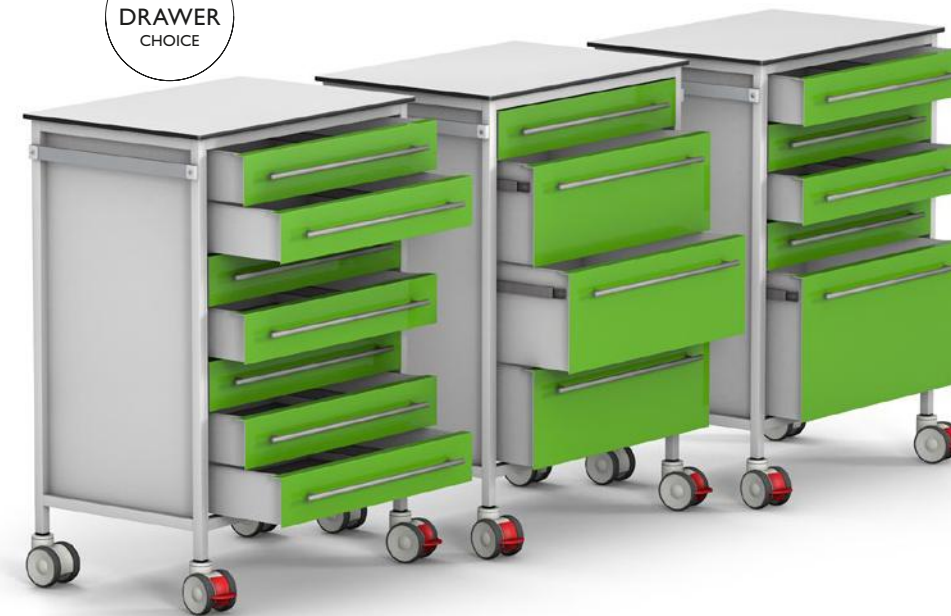
STAINLESS STEEL WORKTOP UPGRADE

All our Vari-Pro carts can be upgraded to a stainless steel raised-lip worktop.



VARI-PRO - FREE DRAWER COMBINATIONS

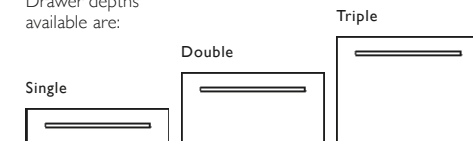
FREE
DRAWER
CHOICE



CHOOSE YOUR OWN DRAWER COMBINATION

All models in our Vari-Pro range come with standardised drawer combinations, but if the drawer mixture doesn't suit your requirements, then simply customise your drawer combination to fit your needs, completely free of charge!

Drawer depths available are:



DRAWER DIVIDER SET OPTION

Efficiently organise your smaller consumables with these easy to adjust drawer dividers. See page mmm.



HOOK-OVER ACCESSORIES *(optional)*

(p.22)

*Consumables not included.



DIGITAL LOCK OPTION

Keyless everyday operation with master key for maintenance or forgotten codes.



ALL-METAL DRAWER CONSTRUCTION


Highly durable all-metal drawers as standard with replaceable metal drawer fronts.



FREEWAY
Medical



DRAWER COLOURS (included in price - Vari-Pro Slimline-6 shown for illustrative purposes)

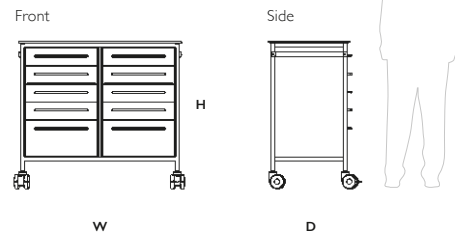


PRODUCT CODE
VARI-PRO EXTRA-6

No need for double the units when you can combine two into one that is manoeuvrable and responsive with reliable, heavy-duty castors and a fitted brake system.

DIMENSIONS
Height = **910mm** Width = **1040mm** Depth = **540mm**

PRODUCT ELEVATIONS (excluding accessories)



STAINLESS STEEL WORKTOP UPGRADE

All our Vari-Pro carts can be upgraded to a stainless steel raised-lip worktop.



(p.13)

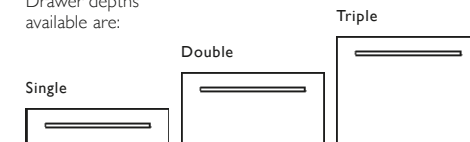
FREE
DRAWER
CHOICE



CHOOSE YOUR OWN DRAWER COMBINATION

All models in our Vari-Pro range come with standardised drawer combinations, but if the drawer mixture doesn't suit your requirements, then simply customise your drawer combination to fit your needs, completely free of charge!

Drawer depths available are:



DRAWER DIVIDER SET OPTION

Efficiently organise your smaller consumables with these easy to adjust drawer dividers. See page mmm.



HOOK-OVER ACCESSORIES (optional)

(p.22)

*Consumables not included.



DIGITAL LOCK OPTION

Keyless everyday operation with master key for maintenance or forgotten codes.



(p.18)

ALL-METAL DRAWER CONSTRUCTION

Highly durable all-metal drawers as standard with replaceable metal drawer fronts.



(p.15)

VARI-PRO - 1000 SERIES / 2 X 7 DRAWER SPACE



WITH
TRESPA®
WORKTOP

SEALED
REAR
PANEL

DRAWER COLOURS (included in price - Vari-Pro Slimline-6 shown for illustrative purposes)



Blue Purple Pink Orange Yellow Green White Multi

PRODUCT CODE VARI-PRO EXTRA-7

Two lots of 7 drawer spaces create the ultimate Vari-Pro storage cart, enabling the user to have maximum storage space and a large, wide Trespa worktop to utilise.

DIMENSIONS

Height = 1010mm Width = 1040mm Depth = 540mm

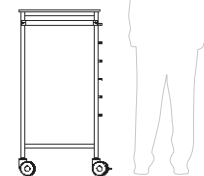
PRODUCT ELEVATIONS (excluding accessories)

Front



W

Side



D

STAINLESS STEEL WORKTOP UPGRADE

All our Vari-Pro carts can be upgraded to a stainless steel raised-lip worktop.



(p.13)

VARI-PRO - FREE DRAWER COMBINATIONS

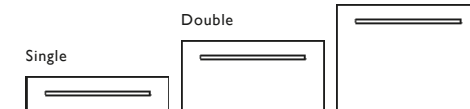
FREE
DRAWER
CHOICE



CHOOSE YOUR OWN DRAWER COMBINATION

All models in our Vari-Pro range come with standardised drawer combinations, but if the drawer mixture doesn't suit your requirements, then simply customise your drawer combination to fit your needs, completely free of charge!

Drawer depths available are:



DRAWER DIVIDER SET OPTION

Efficiently organise your smaller consumables with these easy to adjust drawer dividers. See page mmm.



HOOK-OVER ACCESSORIES (optional)

(p.22)

*Consumables not included.



DIGITAL LOCK OPTION

Keyless everyday operation with master key for maintenance or forgotten codes.



(p.18)

ALL-METAL DRAWER CONSTRUCTION


Highly durable all-metal drawers as standard with replaceable metal drawer fronts.



(p.15)

DRESSING CARTS

500 SERIES / 700 SERIES / 1000 SERIES



* Model shown: FW2901-3



FREEWAY
Medical

Simple Dressing Carts. Built to last.

Choose from a nylon coated mild steel frame or go for a full stainless steel option, each available with 2 or 3 worksurfaces and in 3 widths.

To complement our original 'capped' range of dressing carts, we now also offer a raised-lip worksurface model with the same frame, same shelf and the same width options.

Built to stand the test of time and fitted with our triple-bearing 75mm castors, these Dressing Carts are a great choice for any hospital's forward-thinking equipment budget.

[Explore our Dressing Cart range >](#)

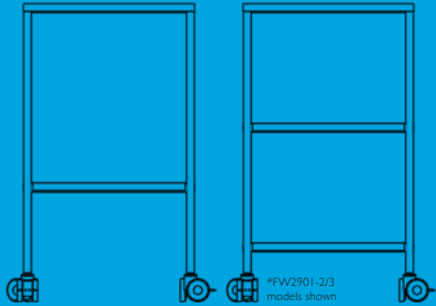
What is included on the base models?

Choosing the Dressing Cart that fits your requirements is simple with multiple options included on the base model. First choose your cart width and the number of shelves you need.

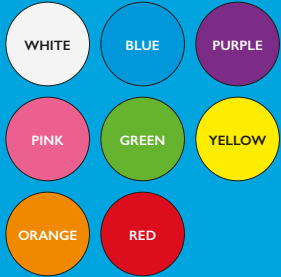
Second, decide if you're opting for a mild steel frame or the full stainless steel option. If you choose the mild steel option, pick your frame colour.

The final decision is if you want 'capped' or 'raised lip' edges for your Dressing Cart!

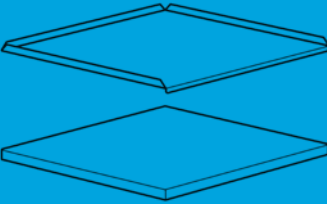
1. CHOOSE FRAME & NO. OF SHELVES



2. CHOOSE YOUR FRAME COLOUR (if a mild steel frame)

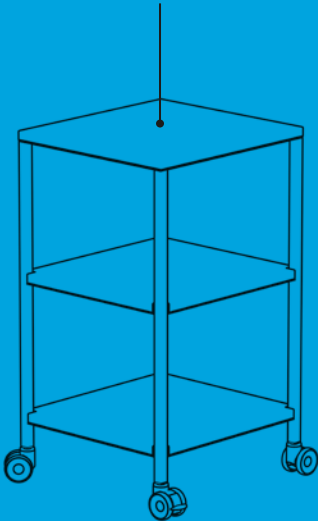


3. CHOOSE CAPPED OR RAISED-LIP (worksurface/shelves)




4. WANT TO CUSTOMISE FURTHER? Just speak to our sales team!

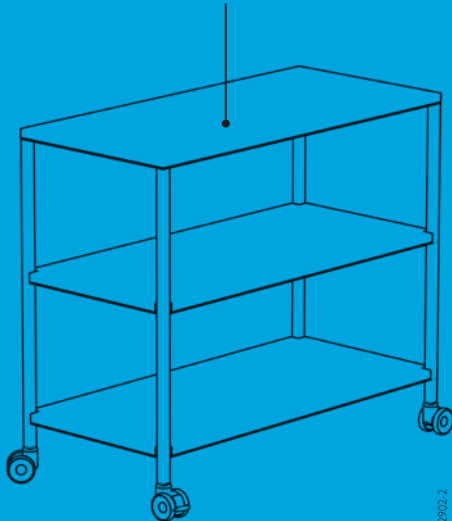
DRESSING CART
500 SERIES



DRESSING CART
700 SERIES



DRESSING CART
1000 SERIES




*FW2901-2 / FW2903-2 / FW2902-2
capped models shown.

WHY BUY FREEWAY? BECAUSE ALL THESE FEATURES ARE STANDARD!




Frame Colour Choice

Every mild steel Dressing Cart in the range can have its frame painted in one of 8 available options, to help brighten wards and code by colour.



Capped or Lipped Surfaces

Either model you choose - edgeless, capped worksurface or raised lip worksurface – is guaranteed to be of high-grade stainless steel to last longer.



Stainless Steel Frame

Choose the full stainless steel frame and worksurface option for the maximum product life cycle that is easy to clean and extremely durable by default.



Super-Tough Nylon Paint

If you opt for the mild steel frame, we'll protect it and make it last with an extremely durable and easy-clean nylon powder coat paint finish.



Ultra Heavy-Duty Castors

Featuring a triple ball-race bearing set, our castors and rubberised tyres are built to last and ensure effortless manoeuvring of a fully stocked cart.



Fully Assembled

The Dressing Cart range comes to you fully assembled and ready to roll into use. Simply unpack from the box and your cart can be put into action.



DRESSING CART CAPPED

- Capped worksurfaces
- Mild or stainless steel frame
- 2 or 3 shelf option
- 3 cart widths available
- Ultra durable castors/2 brakes

- Clean lines with our edgeless 'capped' worksurfaces.



Seamless in design, with smooth 'capped' worksurfaces for easy cleaning and a sleek finish.

DRESSING CARTS - 500 SERIES / MILD STEEL FRAME / 2 CAPPED WORKSURFACES



PRODUCT CODE

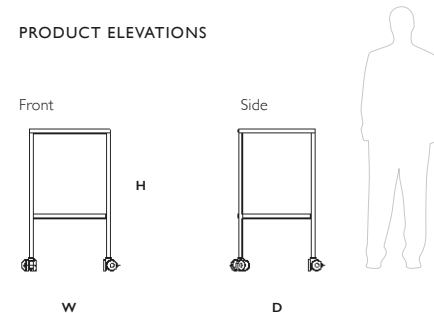
FW2901-2 Dressing Cart with mild steel frame
(2 shelf / 500mm width)

The capped Dressing Cart range has edgeless, capped worksurfaces designed for easy cleaning and efficient storage around the hospital.

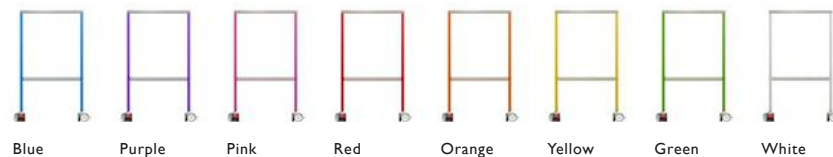
DIMENSIONS

Height = 890mm Width = 520mm Depth = 480mm

PRODUCT ELEVATIONS



FRAME COLOURS *(included in price)*



NYLON COATED MILD STEEL FRAME



The mild steel Dressing Carts feature an easy-to-clean powder coated frame which is much harder wearing than conventional paint systems.

DRESSING CARTS - 500 SERIES / STAINLESS FRAME / 2 CAPPED WORKSURFACES



PRODUCT CODE

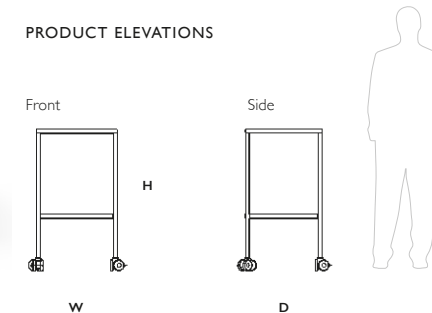
FW2801-2 Dressing Cart with stainless steel frame
(2 shelf / 500mm width)

With 2 shelves, this compact Dressing Cart is a versatile solution that is easily wheeled around any ward with ultra-durable castors and brakes.

DIMENSIONS

Height = 890mm Width = 520mm Depth = 480mm

PRODUCT ELEVATIONS



EDGELESS CAPPED WORKSURFACES *(applies to both mild steel and stainless steel frame models)*



All products shown feature our edge-less capped stainless steel worksurfaces and shelves.



STAINLESS STEEL FRAME



The stainless steel Dressing Cart range not only looks sleek but is the ultimate in long-lasting durability for extended product life.



PRODUCT CODE

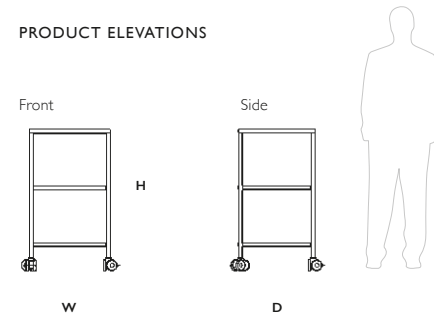
FW2901-3 Dressing Cart with mild steel frame
(3 shelf / 500mm width)

Available in 8 different colours for you to choose from, all of the mild steel Dressing Cart range have an easy-to-clean, durable paint.

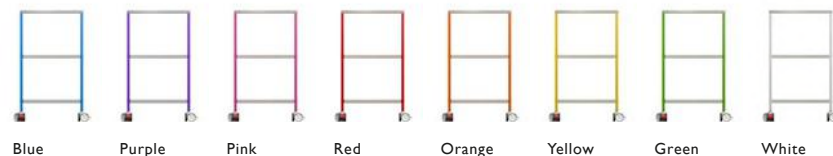
DIMENSIONS

Height = 890mm Width = 520mm Depth = 480mm

PRODUCT ELEVATIONS



FRAME COLOURS *(included in price)*



NYLON COATED MILD STEEL FRAME



The mild steel Dressing Carts feature an easy-to-clean powder coated frame which is much harder wearing than conventional paint systems.



PRODUCT CODE

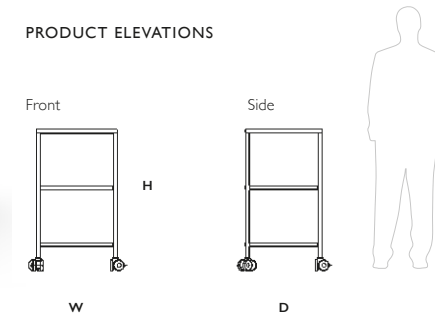
FW2801-3 Dressing Cart with stainless steel frame
(3 shelf / 500mm width)

The stainless steel frame with 3 shelves is a must-have for navigating around wards and offering extra space to place or transport notes or equipment.

DIMENSIONS

Height = 890mm Width = 520mm Depth = 480mm

PRODUCT ELEVATIONS



EDGELESS CAPPED WORKSURFACES *(applies to both mild steel and stainless steel frame models)*



All products shown feature our edge-less capped stainless steel worksurfaces and shelves.



STAINLESS STEEL FRAME



The stainless steel Dressing Cart range not only looks sleek but is the ultimate in long-lasting durability for extended product life.

DRESSING CARTS - 700 SERIES / MILD STEEL FRAME / 2 CAPPED WORKSURFACES



PRODUCT CODE

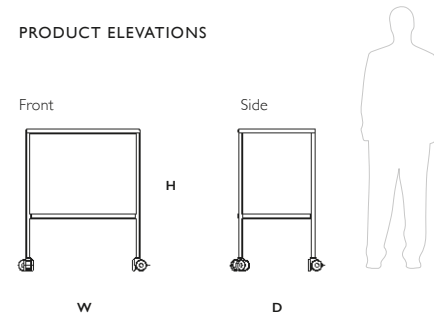
FW2903-2 Dressing Cart with mild steel frame
(2 shelf / 700mm width)

Featuring 2 shelves for storage and a mild steel frame to colour code with your ward, these Dressing Carts are built to complement your existing units.

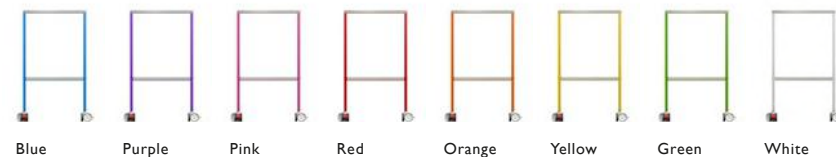
DIMENSIONS

Height = 890mm Width = 705mm Depth = 480mm

PRODUCT ELEVATIONS



FRAME COLOURS *(included in price)*



Blue Purple Pink Red Orange Yellow Green White

NYLON COATED MILD STEEL FRAME



The mild steel Dressing Carts feature an easy-to-clean powder coated frame which is much harder wearing than conventional paint systems.

DRESSING CARTS - 700 SERIES / STAINLESS FRAME / 2 CAPPED WORKSURFACES

FREEWAY
Medical



PRODUCT CODE

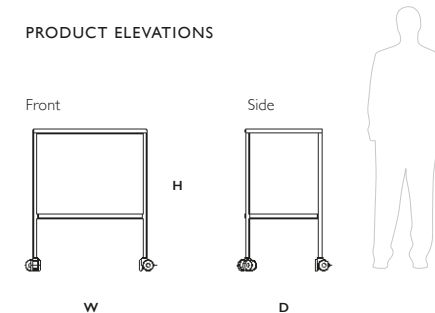
FW2803-2 Dressing Cart with stainless steel frame
(2 shelf / 700mm width)

The stainless steel Dressing Cart with 2 shelves is an excellent choice for those seeking durability and an easy-to-clean model to move around wards.

DIMENSIONS

Height = 890mm Width = 705mm Depth = 480mm

PRODUCT ELEVATIONS



EDGELESS CAPPED WORKSURFACES *(applies to both mild steel and stainless steel frame models)*



All products shown feature our edge-less capped stainless steel worksurfaces and shelves.



STAINLESS STEEL FRAME



The stainless steel Dressing Cart range not only looks sleek but is the ultimate in long-lasting durability for extended product life.

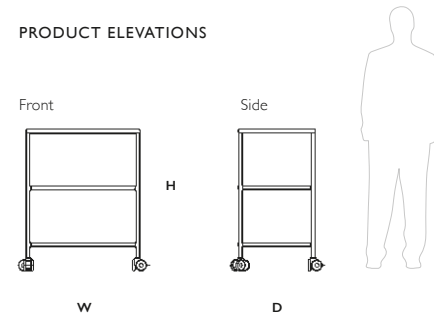


PRODUCT CODE
FW2903-3 Dressing Cart with mild steel frame
(3 shelf / 700mm width)


Hospitals everywhere can benefit from this Dressing Cart with 3 shelves, 700mm wide, for use in multiple scenarios.

DIMENSIONS
Height = **890mm** Width = **705mm** Depth = **480mm**

PRODUCT ELEVATIONS



FRAME COLOURS *(included in price)*



NYLON COATED MILD STEEL FRAME



The mild steel Dressing Carts feature an easy-to-clean powder coated frame which is much harder wearing than conventional paint systems.

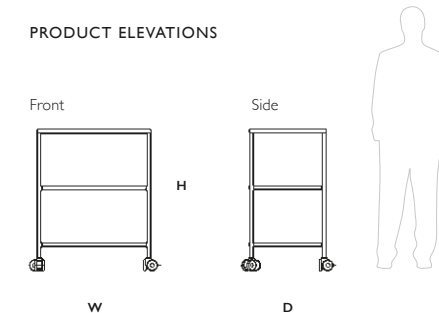


PRODUCT CODE
FW2803-3 Dressing Cart with stainless steel frame
(3 shelf / 700mm width)

The entire range of Dressing Carts are fitted with triple bearing 75mm castors to ensure swift, responsive movement and reliability.

DIMENSIONS
Height = **890mm** Width = **705mm** Depth = **480mm**

PRODUCT ELEVATIONS



EDGELESS CAPPED WORKSURFACES *(applies to both mild steel and stainless steel frame models)*



All products shown feature our edge-less capped stainless steel worksurfaces and shelves.



STAINLESS STEEL FRAME



The stainless steel Dressing Cart range not only looks sleek but is the ultimate in long-lasting durability for extended product life.

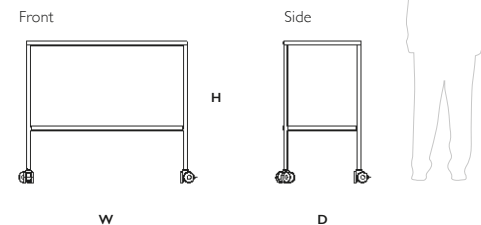


PRODUCT CODE
FW2902-2 Dressing Cart with mild steel frame
(2 shelf / 1000mm width)

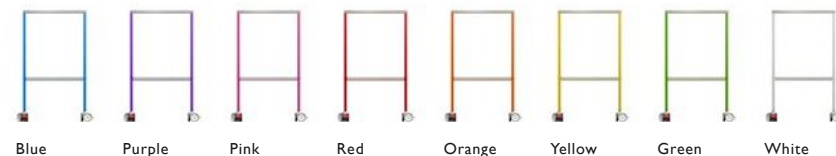
With 2 shelves, the 1000mm Dressing Cart offers large surface areas for use around hospital wards for all purposes.

DIMENSIONS
Height = **890mm** Width = **1005mm** Depth = **480mm**

PRODUCT ELEVATIONS




FRAME COLOURS *(included in price)*



NYLON COATED MILD STEEL FRAME



The mild steel Dressing Carts feature an easy-to-clean powder coated frame which is much harder wearing than conventional paint systems.

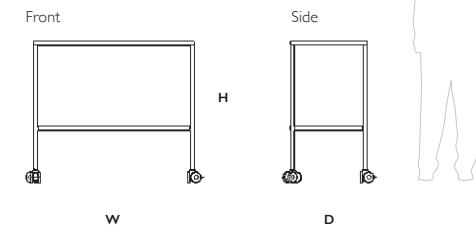


PRODUCT CODE
FW2802-2 Dressing Cart with stainless steel frame
(2 shelf / 1000mm width)

The edgeless capped worksurfaces are a clean addition to any ward and are made from the very best grade of stainless steel.

DIMENSIONS
Height = **890mm** Width = **1005mm** Depth = **480mm**

PRODUCT ELEVATIONS



EDGELESS CAPPED WORKSURFACES *(applies to both mild steel and stainless steel frame models)*



All products shown feature our edge-less capped stainless steel worksurfaces and shelves.



STAINLESS STEEL FRAME



The stainless steel Dressing Cart range not only looks sleek but is the ultimate in long-lasting durability for extended product life.

DRESSING CARTS - 1000 SERIES / MILD STEEL FRAME / 3 CAPPED WORKSURFACES



PRODUCT CODE

FW2902-3 Dressing Cart with mild steel frame
(3 shelf / 1000mm width)

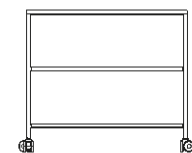
Utilise your space efficiently with our largest Dressing Cart in the range with 3 shelves to use at 1000mm wide.

DIMENSIONS

Height = **890mm** Width = **1005mm** Depth = **480mm**

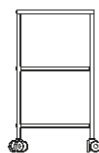
PRODUCT ELEVATIONS

Front



W


Side



D



FRAME COLOURS *(included in price)*



Blue Purple Pink Red Orange Yellow Green White

NYLON COATED MILD STEEL FRAME



The mild steel Dressing Carts feature an easy-to-clean powder coated frame which is much harder wearing than conventional paint systems.

DRESSING CARTS - 1000 SERIES / STAINLESS FRAME / 3 CAPPED WORKSURFACES

FREEMWAY
Medical



PRODUCT CODE

FW2802-3 Dressing Cart with stainless steel frame
(3 shelf / 1000mm width)

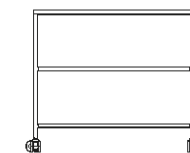
At 1000mm wide and boasting 3 shelves, the stainless steel frame on our largest cart fits seamlessly into any ward for immediate use.

DIMENSIONS

Height = **890mm** Width = **1005mm** Depth = **480mm**

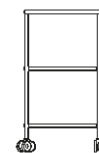
PRODUCT ELEVATIONS

Front



W

Side



D



EDGELESS CAPPED WORKSURFACES *(applies to both mild steel and stainless steel frame models)*



All products shown feature our edge-less capped stainless steel worksurfaces and shelves.



STAINLESS STEEL FRAME




The stainless steel Dressing Cart range not only looks sleek but is the ultimate in long-lasting durability for extended product life.



DRESSING CART RAISED LIP

- Raised lip anti-spill worksurfaces
- Mild or stainless steel frame
- 2 or 3 shelf option
- 3 cart widths available
- Ultra durable castors/2 brakes

Keep everything on the cart with our 'raised lip' worksurfaces.



Clean, sleek and functional design with 'raised lip' worksurfaces to keep everything in place.

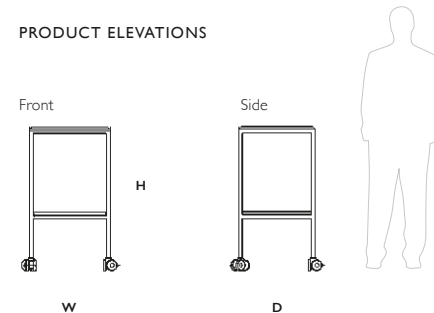


PRODUCT CODE
FW2901-2RL Dressing Cart with mild steel frame
(2 shelf / 500mm width)


The raised lip worksurface on this Dressing Cart with 2 shelves is cleverly designed to ensure everything you place on it does not spill or roll off.

DIMENSIONS
Height = **910mm** Width = **540mm** Depth = **490mm**

PRODUCT ELEVATIONS



FRAME COLOURS *(included in price)*



NYLON COATED MILD STEEL FRAME



The mild steel Dressing Carts feature an easy-to-clean powder coated frame which is much harder wearing than conventional paint systems.

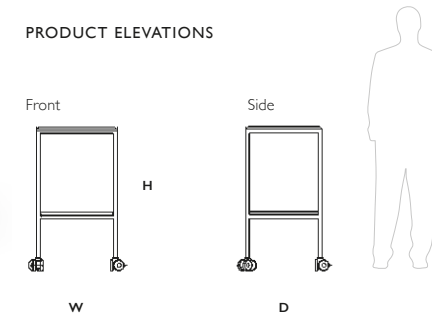


PRODUCT CODE
FW2801-2RL Dressing Cart with stainless steel frame
(2 shelf / 500mm width)


The stainless steel option of the Dressing Cart with 2 shelves is perfect for those seeking a sleek finish, the ultimate ease whilst cleaning and a product to last in their ward.

DIMENSIONS
Height = **910mm** Width = **540mm** Depth = **490mm**


PRODUCT ELEVATIONS



ANTI-SPILL RAISED LIP WORKSURFACES *(applies to both mild steel and stainless steel frame models)*



All products shown feature our raised lip stainless steel worksurfaces and shelves.



STAINLESS STEEL FRAME



The stainless steel Dressing Cart range not only looks sleek but is the ultimate in long-lasting durability for extended product life.

DRESSING CARTS - 500 SERIES / MILD STEEL FRAME / 3 RAISED LIP SURFACES



PRODUCT CODE

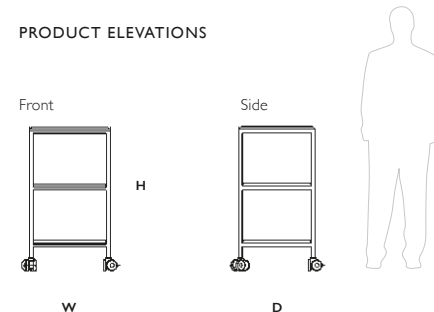
FW2901-3RL Dressing Cart with mild steel frame
(3 shelf / 500mm width)

With 3 raised lip surfaces on this Dressing Cart, it is a versatile and easily manoeuvrable solution for transporting equipment or for doing the rounds.

DIMENSIONS

Height = **910mm** Width = **540mm** Depth = **490mm**

PRODUCT ELEVATIONS



FRAME COLOURS *(included in price)*



Blue Purple Pink Red Orange Yellow Green White

NYLON COATED MILD STEEL FRAME



The mild steel Dressing Carts feature an easy-to-clean powder coated frame which is much harder wearing than conventional paint systems.

DRESSING CARTS - 500 SERIES / STAINLESS FRAME / 3 RAISED LIP SURFACES

FREEWAY
Medical



PRODUCT CODE

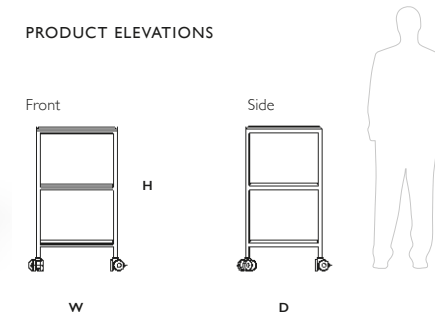
FW2801-3RL Dressing Cart with stainless steel frame
(3 shelf / 500mm width)

Create a clean, modern look on your ward with a stainless steel frame to match the raised lip stainless steel worksurfaces and shelves that are on all our Dressing Carts.


DIMENSIONS

Height = **910mm** Width = **540mm** Depth = **490mm**

PRODUCT ELEVATIONS



ANTI-SPILL RAISED LIP WORKSURFACES *(applies to both mild steel and stainless steel frame models)*



All products shown feature our raised lip stainless steel worksurfaces and shelves.



STAINLESS STEEL FRAME



The stainless steel Dressing Cart range not only looks sleek but is the ultimate in long-lasting durability for extended product life.



PRODUCT CODE

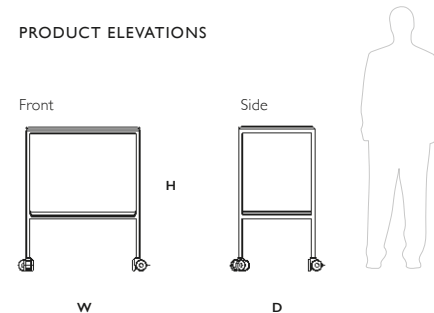
FW2903-2RL Dressing Cart with mild steel frame
(2 shelf / 700mm width)

The 700mm wide Dressing Cart with 2 raised lip surfaces offers more space than our smallest model but is compact enough to fit into narrow or limited spaces.


DIMENSIONS

Height = **910mm** Width = **720mm** Depth = **490mm**

PRODUCT ELEVATIONS



FRAME COLOURS *(included in price)*



Blue Purple Pink Red Orange Yellow Green White

NYLON COATED MILD STEEL FRAME



The mild steel Dressing Carts feature an easy-to-clean powder coated frame which is much harder wearing than conventional paint systems.



PRODUCT CODE

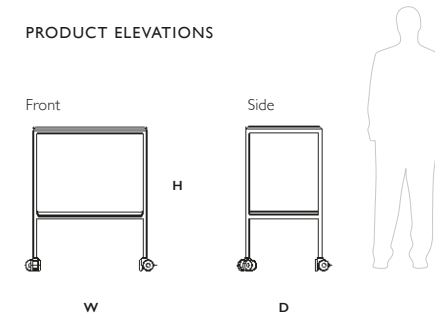
FW2803-2RL Dressing Cart with stainless steel frame
(2 shelf / 700mm width)

Anti-spill raised lip worksurfaces are on the entirety of this range, whether you choose the nylon coated mild steel frame or the stainless steel frame option.


DIMENSIONS

Height = **910mm** Width = **720mm** Depth = **490mm**


PRODUCT ELEVATIONS



ANTI-SPILL RAISED LIP WORKSURFACES *(applies to both mild steel and stainless steel frame models)*



All products shown feature our raised lip stainless steel worksurfaces and shelves.



STAINLESS STEEL FRAME



The stainless steel Dressing Cart range not only looks sleek but is the ultimate in long-lasting durability for extended product life.

DRESSING CARTS - 700 SERIES / MILD STEEL FRAME / 3 RAISED LIP SURFACES



PRODUCT CODE

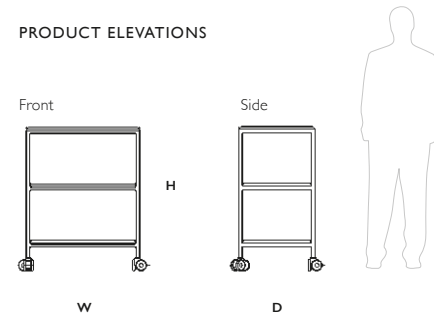
FW2903-3RL Dressing Cart with mild steel frame
(3 shelf / 700mm width)

Featuring 3 shelves for maximum storage, the nylon coated mild steel Dressing Cart can be customised in 8 available colours to complement the rest of your ward.

DIMENSIONS

Height = **910mm** Width = **720mm** Depth = **490mm**

PRODUCT ELEVATIONS



FRAME COLOURS *(included in price)*



Blue Purple Pink Red Orange Yellow Green White

NYLON COATED MILD STEEL FRAME



The mild steel Dressing Carts feature an easy-to-clean powder coated frame which is much harder wearing than conventional paint systems.

DRESSING CARTS - 700 SERIES / STAINLESS FRAME / 3 RAISED LIP SURFACES

FREEMWAY
Medical



PRODUCT CODE

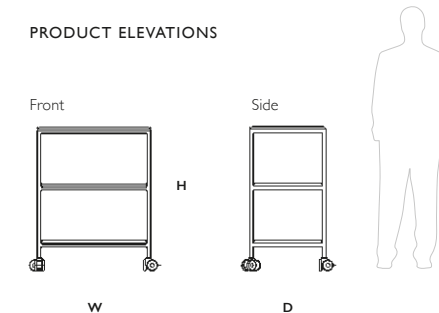
FW2803-3RL Dressing Cart with stainless steel frame
(3 shelf / 700mm width)

Swift, effortless and responsive movement from these Dressing Carts round wards are guaranteed with our heavy-duty castors that are premium built and designed to last.


DIMENSIONS

Height = **910mm** Width = **720mm** Depth = **490mm**


PRODUCT ELEVATIONS



ANTI-SPILL RAISED LIP WORKSURFACES *(applies to both mild steel and stainless steel frame models)*



All products shown feature our raised lip stainless steel worksurfaces and shelves.



STAINLESS STEEL FRAME



The stainless steel Dressing Cart range not only looks sleek but is the ultimate in long-lasting durability for extended product life.

DRESSING CARTS - 1000 SERIES / MILD STEEL FRAME / 2 RAISED LIP SURFACES



PRODUCT CODE

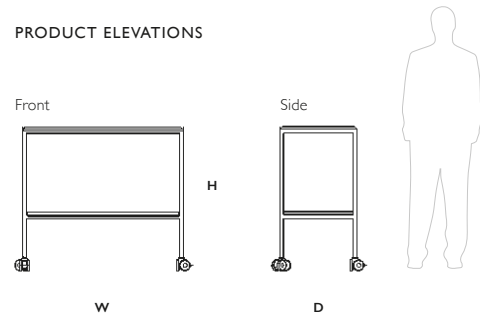
FW2902-2RL Dressing Cart with mild steel frame
(2 shelf / 1000mm width)

All shelves, on this Dressing Cart and the rest of the range, are made from a premium grade of stainless steel, including the raised lip that prevents your items slipping off.

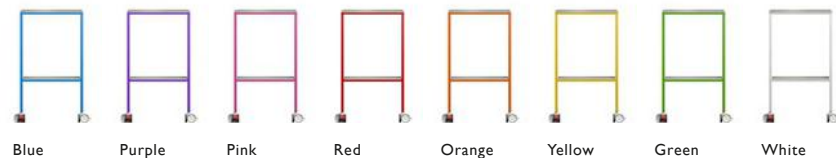
DIMENSIONS

Height = **910mm** Width = **1025mm** Depth = **490mm**

PRODUCT ELEVATIONS



FRAME COLOURS *(included in price)*



NYLON COATED MILD STEEL FRAME



The mild steel Dressing Carts feature an easy-to-clean powder coated frame which is much harder wearing than conventional paint systems.

DRESSING CARTS - 1000 SERIES / STAINLESS FRAME / 2 RAISED LIP SURFACES



PRODUCT CODE

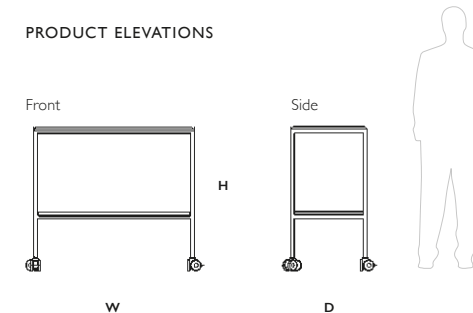
FW2802-2RL Dressing Cart with stainless steel frame
(2 shelf / 1000mm width)

The stainless steel frame model on this Dressing Cart has been designed with wards and its users in mind, blending durability with practicality and aesthetics.


DIMENSIONS

Height = **910mm** Width = **1025mm** Depth = **490mm**


PRODUCT ELEVATIONS



ANTI-SPILL RAISED LIP WORKSURFACES *(applies to both mild steel and stainless steel frame models)*



All products shown feature our raised lip stainless steel worksurfaces and shelves.



STAINLESS STEEL FRAME



The stainless steel Dressing Cart range not only looks sleek but is the ultimate in long-lasting durability for extended product life.

DRESSING CARTS - 1000 SERIES / MILD STEEL FRAME / 3 RAISED LIP SURFACES



PRODUCT CODE

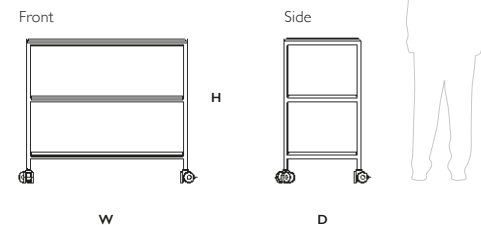
FW2902-3RL Dressing Cart with mild steel frame
(3 shelf / 1000mm width)

3 shelves on the largest Dressing Cart in the range offers the user a useful and easily moveable worksurface with a raised lip surface for use in the hospital ward.

DIMENSIONS

Height = **910mm** Width = **1025mm** Depth = **490mm**

PRODUCT ELEVATIONS



FRAME COLOURS *(included in price)*



Blue Purple Pink Red Orange Yellow Green White

NYLON COATED MILD STEEL FRAME



The mild steel Dressing Carts feature an easy-to-clean powder coated frame which is much harder wearing than conventional paint systems.

DRESSING CARTS - 1000 SERIES / STAINLESS FRAME / 3 RAISED LIP SURFACES



PRODUCT CODE

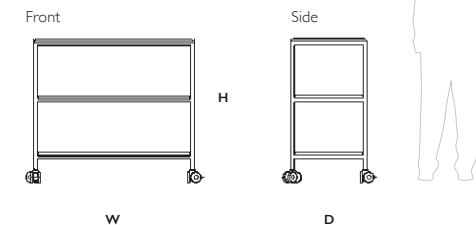
FW2802-3RL Dressing Cart with stainless steel frame
(3 shelf / 1000mm width)

Seamlessly incorporated in any hospital ward, the 3 raised lip shelves on the 1000m Dressing Cart are integral for those needing extra mobile space.


DIMENSIONS

Height = **910mm** Width = **1025mm** Depth = **490mm**


PRODUCT ELEVATIONS



ANTI-SPILL RAISED LIP WORKSURFACES *(applies to both mild steel and stainless steel frame models)*



All products shown feature our raised lip stainless steel worksurfaces and shelves.



STAINLESS STEEL FRAME



The stainless steel Dressing Cart range not only looks sleek but is the ultimate in long-lasting durability for extended product life.

MEDICAL RECORD CARTS

500 SERIES / 700 SERIES / 1000 SERIES



* Model shown: FW3968-NL



Patient notes, organised and secure.

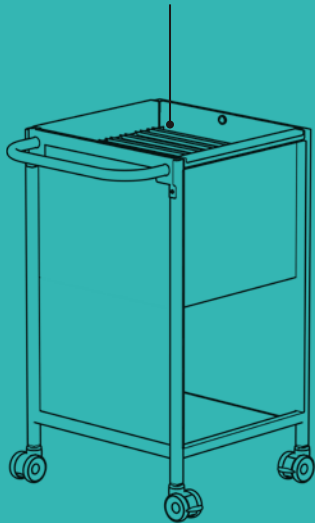
Our Medical Record Carts come in 3 different widths with both locking and non-locking versions catering for a variety of budgets and requirements.

From the low capacity 500 series, right through to the 1000 series, you can choose either quick-access hanging dividers or shelved storage for standard ring binder systems. You decide what works best for you!

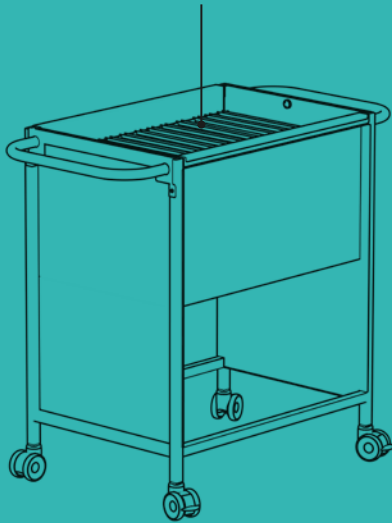
Built sturdily and fitted with our triple-bearing 75mm castors, these carts are a durable and a cost efficient choice over time.

[Explore our Medical Record Cart range >](#)

MEDICAL RECORDS CART
500 SERIES



MEDICAL RECORDS CART
700 SERIES



MEDICAL RECORDS CART
1000 SERIES



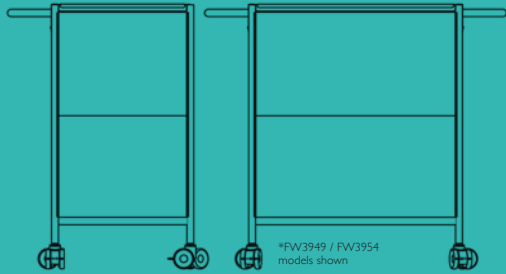
*FW3949 / FW3954 / FW3959 non-locking models shown.

What is included on the base models?

The base model of our Medical Record Carts includes the ability to choose your cart width, frame colour and whether you want it to be a locking or non-locking model.

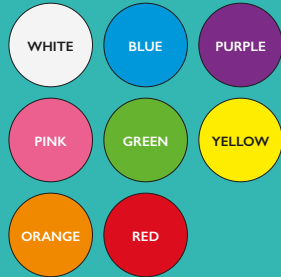
There are optional additions you can enhance your cart with, such as the 30mm capacity polypropylene foolscap suspension files for your notes.

1. CHOOSE YOUR
CART DIMENSIONS
(3 widths available)

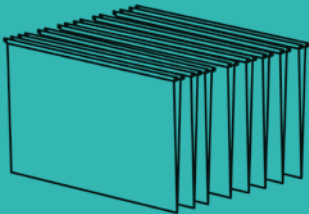


*FW3949 / FW3954
models shown

2. CHOOSE YOUR
FRAME COLOUR
(8 available)



3. CHOOSE YOUR
SUSPENSION FILES
(applicable models/
available separately)



WHY BUY FREEWAY? BECAUSE ALL THESE FEATURES ARE STANDARD!



Frame Colour Choice

Choose from a selection of 8 colours to have the Medical Record Cart frame painted in to brighten wards or colour code for organisation.



Suspension File Storage

Easy to use and accessible whilst standing, the suspension file space works perfectly during a hectic day of reviewing patients' notes.



Large File Capacity

Have a lot of patients to review? All our Medical Record Carts offer plenty of storage for your patient notes and files, even in the largest wards!



Easy-Pull Handle

A fully loaded Medical Records Cart can be heavy, hence an ergonomic easy-to-hold handle (or two on the larger models) for easy manoeuvring.



Digitally Keyless Lock

Patient data is very sensitive so on the lockable models, we've featured a keyless digital lock, which uses a programmable PIN to keep files safe.



Fully Assembled

The Medical Record Cart range comes to you fully assembled and ready to roll into use. Simply unpack from the box and your cart can be put into action.



MEDICAL RECORDS SUSPENSION

- Large integral suspension filing system
- Locking or non-locking options
- XL storage options
- 3 cart widths available
- Ultra durable castors/2 brakes

- **SUSPENSION** - Utilising easy access hanging file sets.




Efficient hanging storage for patient notes and files in different sizes dependent on your needs.

MEDICAL RECORD CARTS - 500 SERIES / NON-LOCKING



FRAME COLOURS *(included in price)*

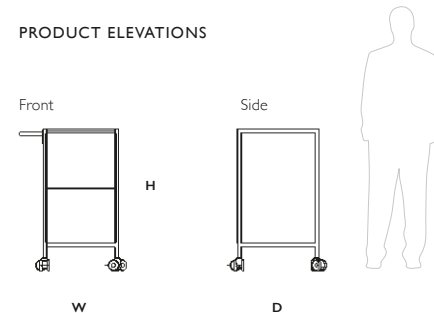


PRODUCT CODE
FW3949 Medical Records Cart 500 Series
(non-locking)

The Medical Record Carts with suspension file storage provides easy access to patients' notes and their transportation from patient to patient or between wards.

DIMENSIONS
Height = **900mm** Width = **665mm** Depth = **480mm**

PRODUCT ELEVATIONS



EASY-PULL HANDLE *(included in price - all models)*



The full-width steel handle ensures quick and easy handling of a fully loaded cart.

MEDICAL RECORD CARTS - 500 SERIES / NON-LOCKING / DIVIDER TRAY



*Binders shown are for demonstrational purposes only and are not included.

HIGH CAPACITY FOOLSCAP FILE STORAGE AREA *(applies to all models)*



The file storage area holds approx. 15 x 30mm capacity foolscap files.



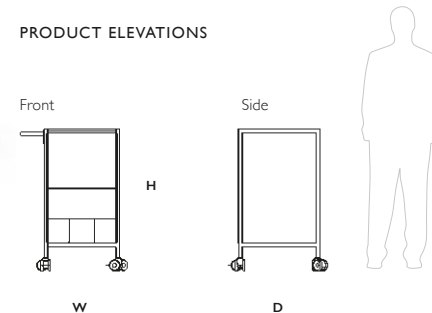
FW3965-30 (25 files)
FW3965-10 (10 files)
Tough polypropylene Foolscap suspension files. 30mm capacity for 300 sheets of 80gsm A4.
(available separately)

PRODUCT CODE
FW3951 Medical Records Cart 500 Series
with divider tray (non-locking)


Choosing the Medical Record Cart with a lower shelf divider offers extra storage for bulkier folders or any other equipment you choose to add.

DIMENSIONS
Height = **900mm** Width = **665mm** Depth = **480mm**

PRODUCT ELEVATIONS




ADDITIONAL CAPACITY *(FW3951 only)*



A removable lower divider tray gives extra storage capacity for folders and binders.



FRAME COLOURS (included in price)

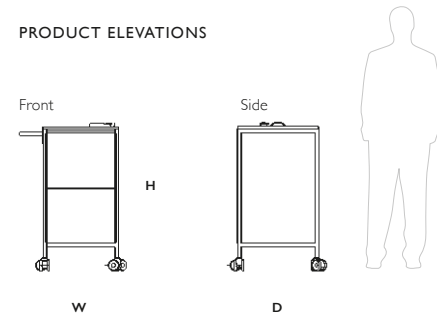


PRODUCT CODE
FW3950 Medical Records Cart 500 Series (locking)

A Medical Record Cart that has an integrated locking lid which doubles up as a worksurface is crucial for a multi-purpose manoeuvrable and security-conscious unit.

DIMENSIONS
Height = **950mm** Width = **665mm** Depth = **480mm**

PRODUCT ELEVATIONS



KEYLESS DIGITAL LOCK (included in price)

Keyless everyday operation with master key for maintenance or forgotten codes.



(p.18)



*Binders shown are for demonstrational purposes only and are not included.

HIGH CAPACITY FOOLSCAP FILE STORAGE AREA (applies to all models)



The file storage area holds approx. 15 x 30mm capacity foolscap files.



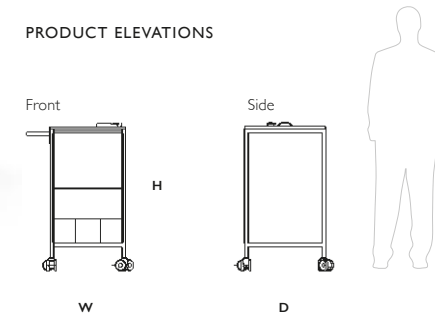
FW3965-30 (25 files)
FW3965-10 (10 files)
Tough polypropylene Foolscap suspension files. 30mm capacity for 300 sheets of 80gsm A4.
(available separately)

PRODUCT CODE
FW3952 Medical Records Cart 500 Series with divider tray (locking)


The Medical Record Cart range considers the small details as much as the large with an easy-pull handle included on all models to ensure safe and reliable handling.

DIMENSIONS
Height = **950mm** Width = **665mm** Depth = **480mm**

PRODUCT ELEVATIONS




ADDITIONAL CAPACITY (FW3952 only)



A removable lower divider tray gives extra storage capacity for folders and binders.



FRAME COLOURS (included in price)

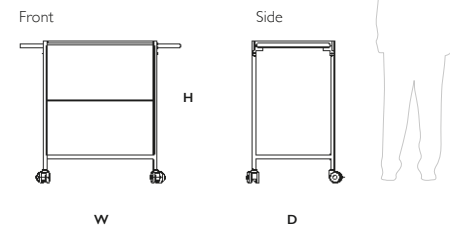


PRODUCT CODE
FW3954 Medical Records Cart 700 Series
(non-locking)

With space for even more files, the frame colour can be chosen on any of our Medical Record Carts to identify which ward it has come from, to avoid confusion.

DIMENSIONS
Height = **900mm** Width = **1000mm** Depth = **480mm**

PRODUCT ELEVATIONS



EASY-PULL HANDLE (included in price - all models)



The full-width steel handle ensures quick and easy handling of a fully loaded cart.



*Binders shown are for demonstrational purposes only and are not included.

HIGH CAPACITY FOOLSCAP FILE STORAGE AREA (applies to all models)



The file storage area holds approx. 21 x 30mm capacity foolscap files.



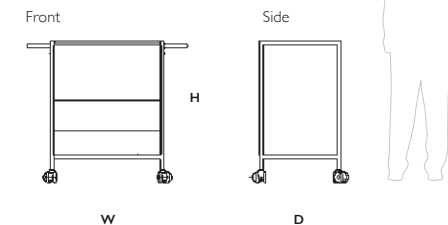
FW3965-30 (25 files)
FW3965-10 (10 files)
Tough polypropylene Foolscap suspension files. 30mm capacity for 300 sheets of 80gsm A4.
(available separately)

PRODUCT CODE
FW3956 Medical Records Cart 700 Series
with divider tray (non-locking)


An extra divider shelf on our Medical Record units means you can easily organise a filing and folder system for a smooth, methodical transition between patients.

DIMENSIONS
Height = **900mm** Width = **1000mm** Depth = **480mm**

PRODUCT ELEVATIONS




ADDITIONAL CAPACITY (FW3956 only)



A removable lower divider tray gives extra storage capacity for folders and binders.



FRAME COLOURS *(included in price)*



PRODUCT CODE

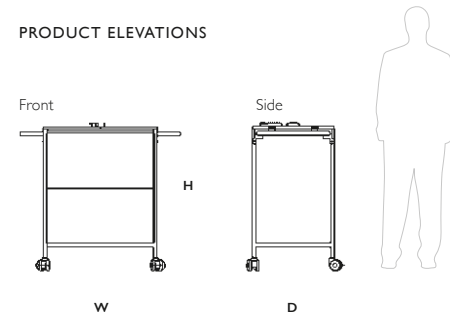
FW3955 Medical Records Cart 700 Series (locking)

Customise your Medical Record Cart how you see fit and add in some durable polypropylene foolscap suspension files to hold up to 200 sheets of A4 per file.

DIMENSIONS

Height = **950mm** Width = **1000mm** Depth = **480mm**

PRODUCT ELEVATIONS



KEYLESS DIGITAL LOCK *(included in price)*

Keyless everyday operation with master key for maintenance or forgotten codes.



(p.18)

PRODUCT CODE

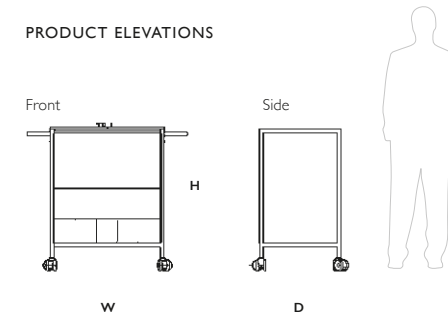
FW3957 Medical Records Cart 700 Series with divider tray (locking)

The lockable range of Medical Record Carts uses a specially designed keyless digital lock with programmable codes to eliminate hassle or the need for a key.

DIMENSIONS

Height = **950mm** Width = **1000mm** Depth = **480mm**

PRODUCT ELEVATIONS



*Binders shown are for demonstrational purposes only and are not included.

HIGH CAPACITY FOOLSCAP FILE STORAGE AREA *(applies to all models)*




The file storage area holds approx. 21 x 30mm capacity foolscap files.



FW3965-30 (25 files)
FW3965-10 (10 files)

Tough polypropylene Foolscap suspension files. 30mm capacity for 300 sheets of 80gsm A4. *(available separately)*


ADDITIONAL CAPACITY *(FW3957 only)*



A removable lower divider tray gives extra storage capacity for folders and binders.



FRAME COLOURS *(included in price)*



PRODUCT CODE

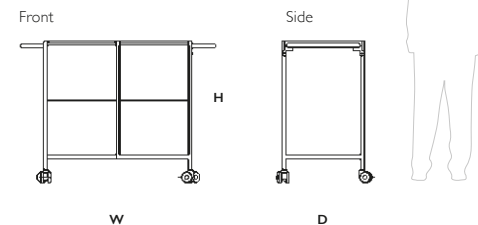
FW3959 Medical Records Cart 1000 Series
(non-locking)

The largest of our Medical Record Carts has a massive 800mm of filing space. It can hold approximately 30 foolscap files so you can be efficient on the move.

DIMENSIONS

Height = **900mm** Width = **1310mm** Depth = **480mm**

PRODUCT ELEVATIONS



EASY-PULL HANDLE *(included in price - all models)*



The full-width steel handle ensures quick and easy handling of a fully loaded cart.

PRODUCT CODE

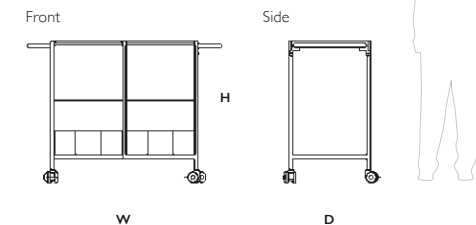
FW3961 Medical Records Cart 1000 Series
with divider tray (non-locking)

Not only is there large amount of filing space available, but this cart also offers storage underneath with a removable divider shelf for even more capacity.


DIMENSIONS

Height = **900mm** Width = **1310mm** Depth = **480mm**

PRODUCT ELEVATIONS



ADDITIONAL CAPACITY *(FW3961 only)*



*Binders shown are for demonstrational purposes only and are not included.

HIGH CAPACITY FOOLSCAP FILE STORAGE AREA *(applies to all models)*



The file storage area holds approx. 30 x 30mm capacity foolscap files.




FW3965-30 (25 files)
FW3965-10 (10 files)

Tough polypropylene Foolscap suspension files. 30mm capacity for 300 sheets of 80gsm A4.
(available separately)



FRAME COLOURS (included in price)



PRODUCT CODE

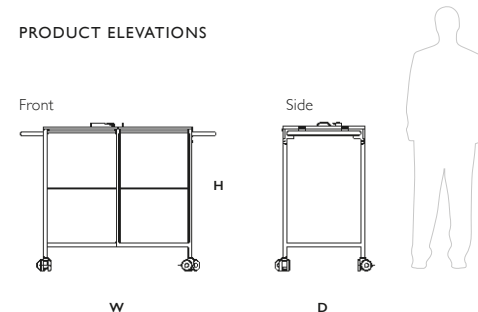
FW3960 Medical Records Cart 1000 Series (locking)

This double capacity of filing storage can be securely locked to give you peace of mind even during the most hectic days of patient rounds or reviewing notes.

DIMENSIONS

Height = **950mm** Width = **1310mm** Depth = **480mm**

PRODUCT ELEVATIONS



KEYLESS DIGITAL LOCK (included in price)

Keyless everyday operation with master key for maintenance or forgotten codes.



(p.18)



*Binders shown are for demonstrational purposes only and are not included.

HIGH CAPACITY FOOLSCAP FILE STORAGE AREA (applies to all models)



The file storage area holds approx. 30 x 30mm capacity foolscap files.



FW3965-30 (25 files)
FW3965-10 (10 files)

Tough polypropylene Foolscap suspension files. 30mm capacity for 300 sheets of 80gsm A4. (available separately)

PRODUCT CODE

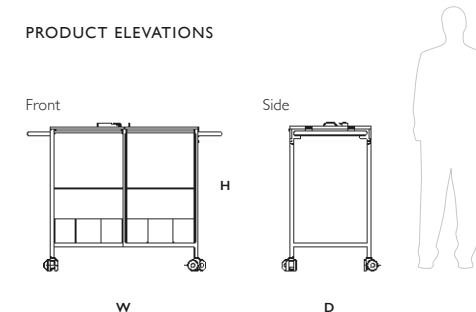
FW3962 Medical Records Cart 1000 Series with divider tray (locking)

Organisation, security and copious amounts of space for both files and folders; the Medical Record 1000 series is a functional and welcome addition to any ward.


DIMENSIONS

Height = **950mm** Width = **1310mm** Depth = **480mm**

PRODUCT ELEVATIONS



ADDITIONAL CAPACITY (FW3962 only)



2 x removable lower divider trays gives extra storage capacity for folders and binders.

- **SHELVED** - Store paper files how best suits you.



MEDICAL RECORDS SHELVED

- Shelf space to store binders and files
- Locking or non-locking options
- Permanent workspace
- 3 cart widths available
- Ultra durable castors/2 brakes

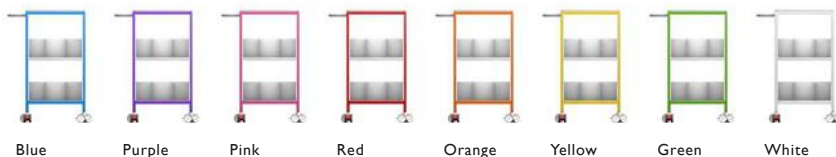


Offering a workspace and file storage space all in one manoeuvrable, long-lasting unit.

MEDICAL RECORD CARTS - 500 SERIES / SHELVED / NON-LOCKING



FRAME COLOURS (included in price - FW3953-NL shown for illustrative purposes)

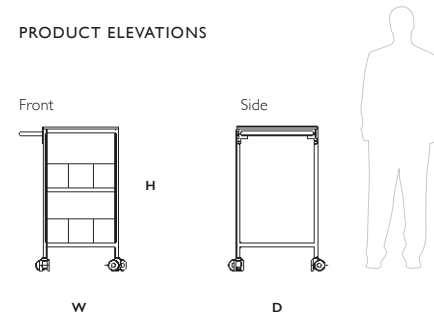


PRODUCT CODE
FW3953-NL Medical Records Cart Shelved 500 Series

The shelved Medical Record Cart offers shelf space to store binders and files underneath a permanent laminate worktop to utilise during ward rounds.

DIMENSIONS
Height = 920mm Width = 665mm Depth = 500mm

PRODUCT ELEVATIONS



FIXED LAMINATE WORKTOP (included in price)



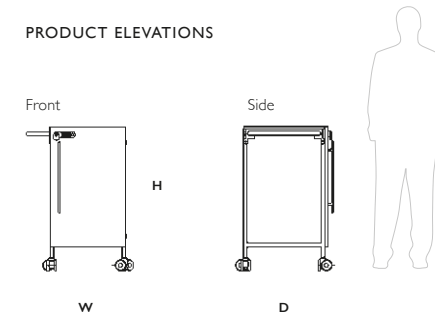
MEDICAL RECORD CARTS - 500 SERIES / SHELVED / LOCKING

PRODUCT CODE
FW3953-L Medical Records Cart Shelved 500 Series
(enclosed/locking)

The lockable range of Medical Record Carts means you can safely store files and folders with a keyless locking door for security of sensitive patient data.

DIMENSIONS
Height = 920mm Width = 665mm Depth = 500mm

PRODUCT ELEVATIONS



KEYLESS DIGITAL LOCK (locking model only)


Keyless everyday operation with master key for maintenance or forgotten codes.



ENCLOSED REAR PANEL (locking model only)

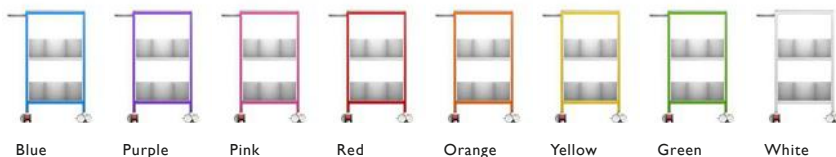


XL DIVIDER CAPACITY (all models)





FRAME COLOURS (included in price - FW3953-NL shown for illustrative purposes)

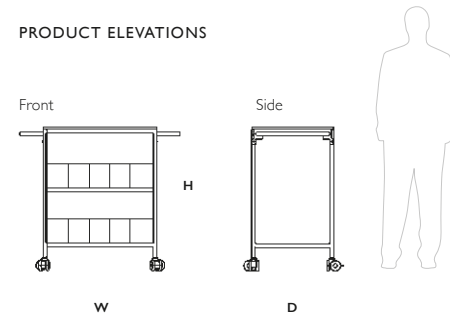


PRODUCT CODE
FW3968-NL Medical Records Cart Shelved 700 Series

The 700 series Medical Record Cart is the perfect accompaniment for ward rounds with multiple patients to review with an easy-pull handle for manoeuvrability.

DIMENSIONS
Height = **920mm** Width = **1000mm** Depth = **500mm**

PRODUCT ELEVATIONS



FIXED LAMINATE WORKTOP (included in price)

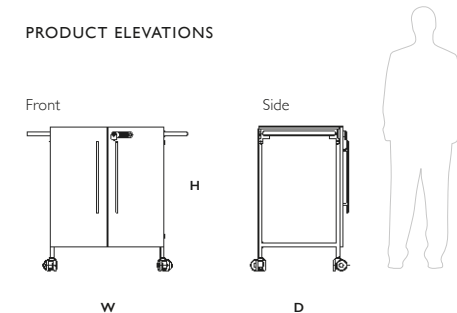


PRODUCT CODE
FW3968-L Medical Records Cart Shelved 700 Series (enclosed/locking)


Tucked inside the lockable doors of this cart are wide removable divider trays to help you organise your files efficiently, so both inside and out have an immaculate finish.

DIMENSIONS
Height = **920mm** Width = **1000mm** Depth = **500mm**

PRODUCT ELEVATIONS



XL DIVIDER CAPACITY (all models)



*Binders shown are for demonstrational purposes only and are not included.

KEYLESS DIGITAL LOCK (locking model only)

Keyless everyday operation with master key for maintenance or forgotten codes.



ENCLOSED REAR PANEL (locking model only)



MEDICAL RECORD CARTS - 1000 SERIES / SHELVED / NON-LOCKING




LAMINATE
FIXED
WORKTOP

XL
CAPACITY
FILE STORAGE

*Binders shown are for demonstrational purposes only and are not included.

FRAME COLOURS (included in price - FW3953-NL shown for illustrative purposes)



Blue Purple Pink Red Orange Yellow Green White

PRODUCT CODE

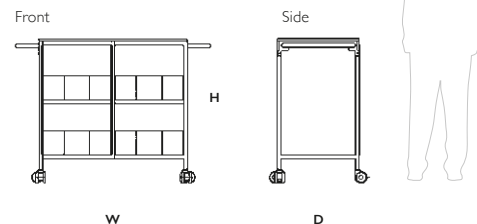
FW3963-NL Medical Records Cart Shelved
1000 Series

The extra large capacity of this unit can be utilised on any ward. Choose your colour frame however to make sure it finds its way home to the correct place.

DIMENSIONS

Height = 920mm Width = 1310mm Depth = 500mm

PRODUCT ELEVATIONS



FIXED LAMINATE WORKTOP (included in price)



MEDICAL RECORD CARTS - 1000 SERIES / SHELVED / LOCKING

FREEWAY
Medical

PRODUCT CODE

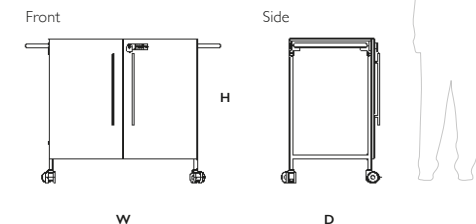
FW3963-L Medical Records Cart Shelved 1000 Series
(enclosed/locking)

The enclosed, solid metal rear panel and the full-length lockable doors on this model satisfy even the most security-conscious of staff, ensuring required data sensitivity.


DIMENSIONS

Height = 920mm Width = 1310mm Depth = 500mm

PRODUCT ELEVATIONS



XXL DIVIDER CAPACITY (all models)



4x removable divider trays give vast storage capacity for folders and binders.



KEYLESS
LOCKING
DOORS

*Binders shown are for demonstrational purposes only and are not included.

KEYLESS DIGITAL LOCK (locking model only)

Keyless everyday operation with master key for maintenance or forgotten codes.




(p.18)

ENCLOSED REAR PANEL (locking model only)



INFUSION PUMP STANDS

STANDARD / STAINLESS /
2 HOOK / 4 HOOK



* Model shown: FW18002/FW18005.



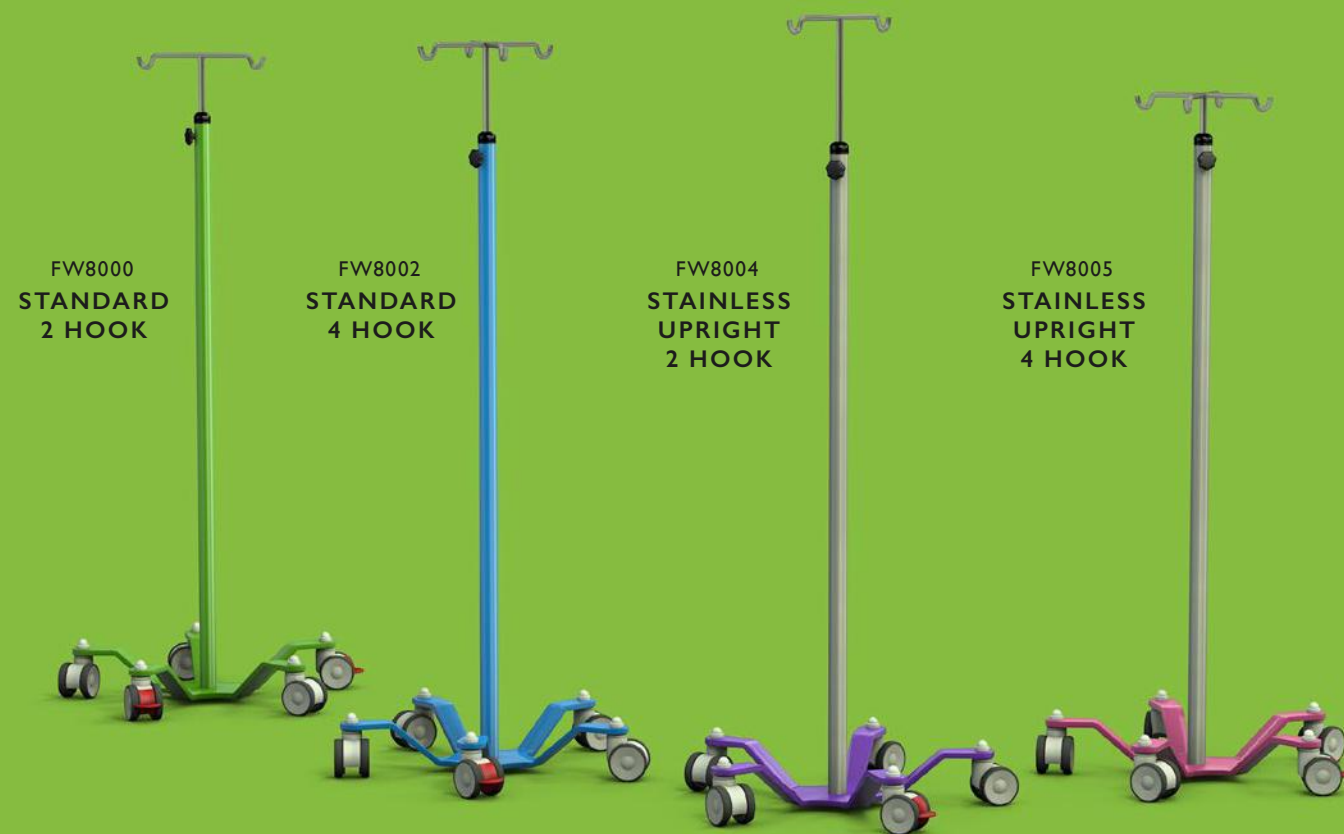
FREEWAY
Medical

Durable. Reliable. Steady.

Constructed from heavy-duty steel and optional stainless steel, our Infusion Pump Stands are extremely durable, easy to clean and very safe due to their low centre of gravity 5-leg base.

The 5 high quality triple-bearing castors incorporate 2 brakes to ensure the stand always stays put!

Explore our Infusion Pump Stand range >



What is included on the base models?

Once you have chosen your desired Infusion Pump Stand model, choose the colour of the base at no extra cost to have a spark of colour.

If you opt for the mild steel upright, you can also choose from 8 available colours to paint your stand in. Our durable nylon powder coat paint system is resistant to knocks and scrapes.

- Topple resistant, low centre-of-gravity base
- Adjustable IV pole height
- 5 ultra durable castors with 2 brakes
- 2 or 4 hook IV pole options
- Nylon coated steel or stainless steel upright options



WHY BUY FREEWAY? BECAUSE ALL THESE FEATURES ARE STANDARD!




Colour Choice

Choose from a selection of 8 colours to have the base of your Infusion Pump Stand or the pole itself (if you opt for mild steel) painted in.




Anti-topple base

Our 5-point low centre of gravity base ensures the stand remains firmly on the ground and upright in its day-to-day use. With 2 castors featuring foot brakes, you'll be confident the pump stand will not end up somewhere else when you turn around!



Stainless Steel Upright

Choose the stainless steel upright Infusion Pump Stand for the longest product life cycle. All stainless steel for our products is medical grade.



Super-Tough Nylon Paint

If you opt for the mild steel upright, we'll protect it from everyday scrapes with an extremely durable and easy-clean nylon powder coat paint finish.




Ultra Heavy-Duty Castors

Featuring a triple ball-race bearing set, our castors and rubberised tyres are built to last and ensure effortless, reliable and sturdy use.

INFUSION PUMP STAND - 2 HOOK



BASE/UPRIGHT COLOURS *(included in price)*

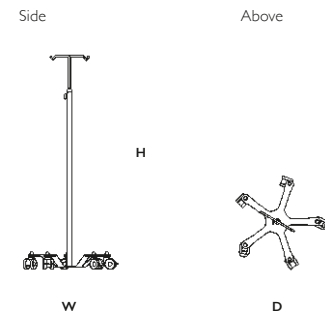


PRODUCT CODE
FW8000 Infusion Pump Stand (2 hook)

Safety and stability are paramount on Infusion Pump Stands which is why our stands have been designed to have an ultra-low centre of gravity with our 5-point base. Have confidence your IV poles are stable upright and topple resistant.

DIMENSIONS
Height = 1200-1925mm Width = 550mm Depth = 550mm

PRODUCT ELEVATIONS



NYLON COATED MILD STEEL FRAME




These products feature an easy-to-clean powder coated frame which is much harder wearing than conventional paint systems.

INFUSION PUMP STAND - 4 HOOK



BASE/UPRIGHT COLOURS *(included in price)*

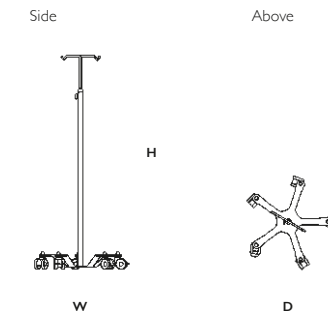


PRODUCT CODE
FW8002 Infusion Pump Stand (4 hook)

The standard Infusion Pump Stands are available in 8 different colours and the super tough nylon paint used on the frame is more durable than regular paint systems.

DIMENSIONS
Height = 1200-1925mm Width = 550mm Depth = 550mm

PRODUCT ELEVATIONS



NYLON COATED MILD STEEL FRAME



These products feature an easy-to-clean powder coated frame which is much harder wearing than conventional paint systems.

INFUSION PUMP STAND (STAINLESS UPRIGHT) - 2 HOOK



BASE COLOURS *(included in price)*



PRODUCT CODE

FW8004 Stainless Infusion Pump Stand (2 hook)

For ultimate durability and length of life choose one of the stainless steel upright models. Quality is never overlooked so only medical grade stainless steel is used for this vital hospital addition. It is easy to clean and can be adjusted accordingly.

DIMENSIONS

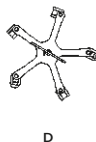
Height = 1200-1925mm Width = 550mm Depth = 550mm

PRODUCT ELEVATIONS

Side



Above



STAINLESS STEEL UPRIGHT



We use only medical grade stainless steel for selected parts and products.

INFUSION PUMP STAND (STAINLESS UPRIGHT) - 4 HOOK



BASE COLOURS *(included in price)*



PRODUCT CODE

FW8005 Stainless Infusion Pump Stand (4 hook)


All Infusion Pump Stands are fitted with ultra heavy-duty castors for responsive manoeuvrability as well as 2 fitted brakes so your stand will stay in place.

DIMENSIONS

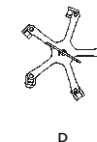
Height = 1200-1925mm Width = 550mm Depth = 550mm

PRODUCT ELEVATIONS

Side



Above

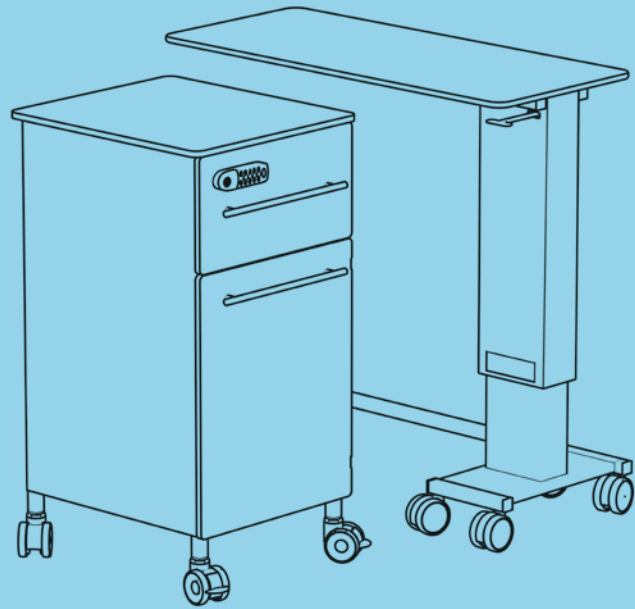


STAINLESS STEEL UPRIGHT



We use only medical grade stainless steel for selected parts and products.

THE BEDSIDE RANGE



*Models shown: FW160 Trespa®/FW300 Overbed Table.



The Freeway Bedside Range. For the provider *and* the patient.

The Freeway Bedside Range features an array of lockers to suit both hospital budget and patient functionality.

Whilst MFC laminate-clad models offer cost efficiency, the Trespa® variants offer great durability. Both offer the option to easily replace panels if accidental damage occurs.

As always with Freeway products, the choice of 8 paint colours comes as standard!

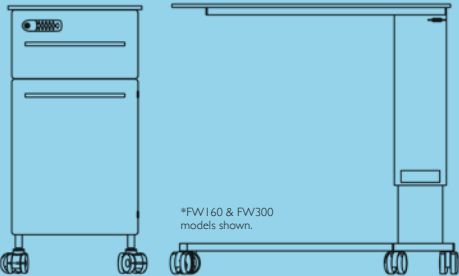
[Explore our Bedside range >](#)

What is included on the base models?


The bedside range is a comprehensive collection of durable and maintainable units. Included on your base model is your choice of model (low level, high level or overbed) and your choice of colour from 8 bright and bold varieties.

Amongst the Bedside Locker offering, several products have choices of 2 different cladding materials, 18mm MFC Laminate and ultra-durable 10mm Trespa®. Take your pick for what suits you best.

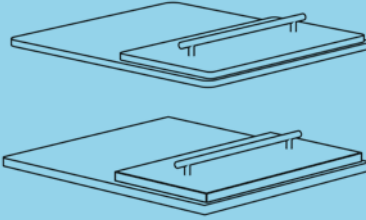
I. CHOOSE YOUR
MODEL TYPE
(low/high level or overbed)



I. CHOOSE YOUR
COLOUR
(8 options available)



2. CHOOSE YOUR
CLADDING TYPE
(where applicable)



* Models shown: FW465, FW180A & FW300.

WHY BUY FREEWAY? BECAUSE ALL THESE FEATURES ARE STANDARD!



Custom Colour Choice

Every Bedside Locker in the range can be painted in one of 8 colours available, brightening the ward and making it like home for your patients.



Modular Construction

Cleverly designed and built, the panel-clad lockers can be dismantled and rebuilt without the need for tools or an engineer!



Ultra Heavy-Duty Castors

Featuring a triple ball-race bearing set, our castors and rubberised tyres are built to last and ensure effortless manoeuvring of a full Bedside Locker.



Keyless Digital Lock

Our Bedside Lockers feature at least one secure compartment which uses a keyless digital locking system for patients to store their more valuable belongings.



Vast Bedside Range Choice

With a vast range of ready-to-use bedside products to choose from, we've got you covered. Just pick the model that fulfils your needs and a paint colour to complement your ward and let us, at Freeway Medical, do the rest.

BEDSIDE LOCKERS - I60 MODEL / MFC LAMINATE CLAD



FRAME/SURROUND COLOURS *(included in price)*



Blue Purple Pink Orange Yellow Green White

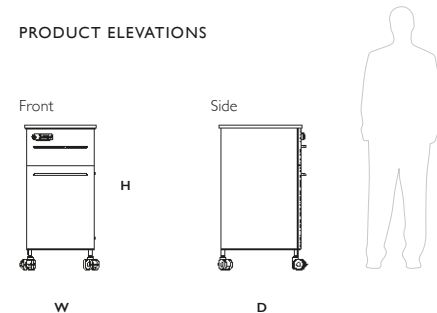
PRODUCT CODE **FWI60-LAMINATE** Bedside Locker

The I60 Bedside Locker offers a lockable drawer to safely store a patient's belongings and is clad in a cost-efficient laminate surface.

DIMENSIONS

Height = 920mm Width = 500mm Depth = 480mm

PRODUCT ELEVATIONS



MFC LAMINATE SURFACES



BEDSIDE LOCKERS - I60 MODEL / TRESPA® CLAD



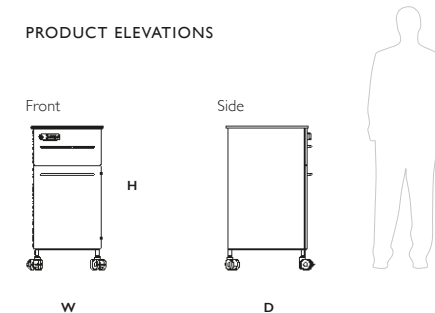
PRODUCT CODE **FWI60-TRESPA** Bedside Locker

Trespa® cladding on this single drawer and single compartment bedside locker guarantees durability and robustness to withstand ward wear and tear.

DIMENSIONS

Height = 920mm Width = 500mm Depth = 480mm

PRODUCT ELEVATIONS



KEYLESS DIGITAL LOCK *(included in price)*

Keyless everyday operation with master key for maintenance or forgotten codes.




(p.18)

MODULAR CONSTRUCTION



All key components can be easily cleaned, removed and replaced tool-free!

ULTRA DURABLE TRESPA® SURFACES



BEDSIDE LOCKERS - 165 MODEL / MFC LAMINATE CLAD



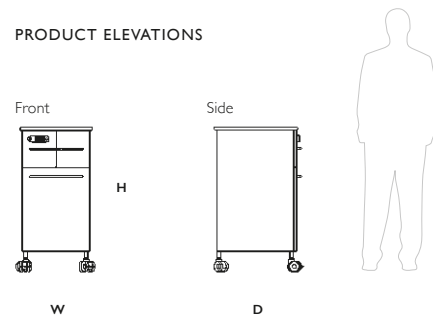
PATIENT'S
SECURE
DRAWER

PRODUCT CODE
FW165-LAMINATE Bedside Locker

Brighten hospital wards with your pick from 8 colours – bold blue, striking pink or even crisp white. The choice is yours and makes all the difference in lifting the mood.

DIMENSIONS
Height = 920mm Width = 500mm Depth = 480mm

PRODUCT ELEVATIONS



FRAME/SURROUND COLOURS *(included in price)*



BEDSIDE LOCKERS - 165 MODEL / TRESPA® CLAD



10MM
TRESPA®
SURFACES
This model only

ONE-PIECE
METAL
SURROUND

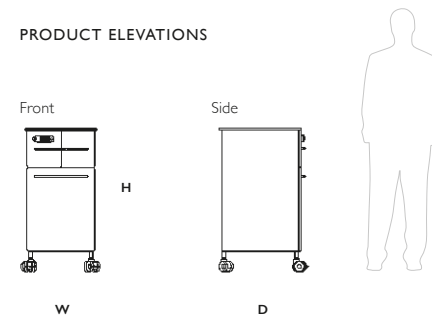
*Basket
shown is for
demonstrational
purposes only
and is not
included.

PRODUCT CODE
FW165-TRESPA Bedside Locker

Our Bedside Lockers are designed in a modular construction with a main one-piece metal surround, for ease when dismantling or to enable a thorough deep clean.

DIMENSIONS
Height = 920mm Width = 500mm Depth = 480mm

PRODUCT ELEVATIONS



KEYLESS DIGITAL LOCK *(included in price)*

Keyless everyday operation with master key for maintenance or forgotten codes.




(p.18)

MODULAR CONSTRUCTION



All key components can be easily cleaned, removed and replaced tool-free!

ULTRA DURABLE TRESPA® SURFACES



BEDSIDE LOCKERS - I70 MODEL / MFC LAMINATE CLAD



FRAME/SURROUND COLOURS *(included in price)*



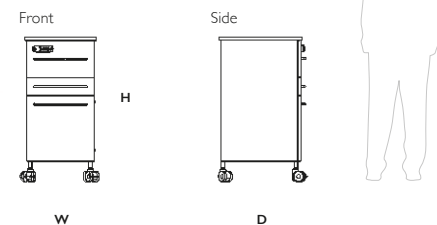
PRODUCT CODE FWI70-LAMINATE Bedside Locker

Multiple variations of designs give you the choice to pick what you think would be most suited for your ward patients, like this model with two drawers and a compartment.

DIMENSIONS

Height = 920mm Width = 500mm Depth = 480mm

PRODUCT ELEVATIONS



MFC LAMINATE SURFACES



BEDSIDE LOCKERS - I70 MODEL / TRESPA® CLAD



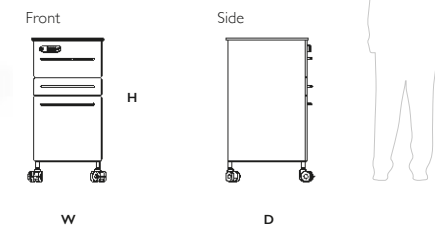
PRODUCT CODE FWI70-TRESPA Bedside Locker

Heavy-duty castors, included on all our bedside range, allow for effortless manoeuvring of these bedside lockers to rearrange or move in emergencies with ease.

DIMENSIONS

Height = 920mm Width = 500mm Depth = 480mm

PRODUCT ELEVATIONS



KEYLESS DIGITAL LOCK *(included in price)*

Keyless everyday operation with master key for maintenance or forgotten codes.




(p.18)

MODULAR CONSTRUCTION




All key components can be easily cleaned, removed and replaced tool-free!

ULTRA DURABLE TRESPA® SURFACES





FRAME/SURROUND COLOURS (included in price)

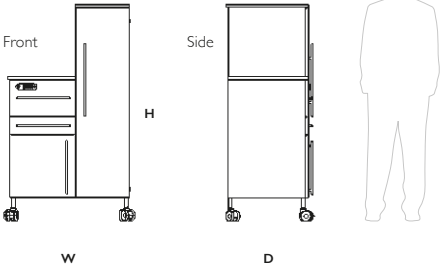


PRODUCT CODE
FWI80A-LAMINATE Bedside Locker Wardrobe

Each one of our bedside range models has at least one lockable patient drawer for valuable with a keyless digital lock with programmable codes so your patient can have peace of mind.

DIMENSIONS
Height = 1455mm Width = 1000mm Depth = 480mm

PRODUCT ELEVATIONS



MFC LAMINATE SURFACES

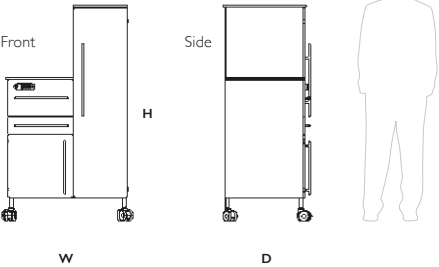


PRODUCT CODE
FWI80A-TRESPA Bedside Locker Wardrobe

I80A Trespa® Bedside Locker has vast amounts of storage space, with compartments ideal as a wardrobe, for shoes, for personal belongings and more.

DIMENSIONS
Height = 1455mm Width = 1000mm Depth = 480mm

PRODUCT ELEVATIONS



KEYLESS DIGITAL LOCK (included in price)

Keyless everyday operation with master key for maintenance or forgotten codes.




MODULAR CONSTRUCTION



All key components can be easily cleaned, removed and replaced tool-free!

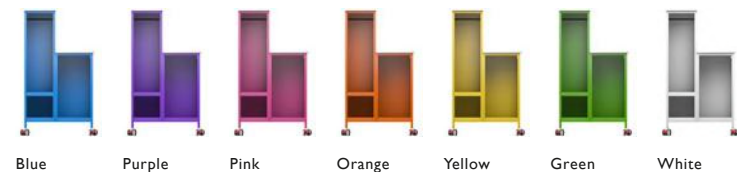
ULTRA DURABLE TRESPA® SURFACES



BEDSIDE LOCKERS - 180B MODEL (MIRRORED) / MFC LAMINATE CLAD



FRAME/SURROUND COLOURS *(included in price)*

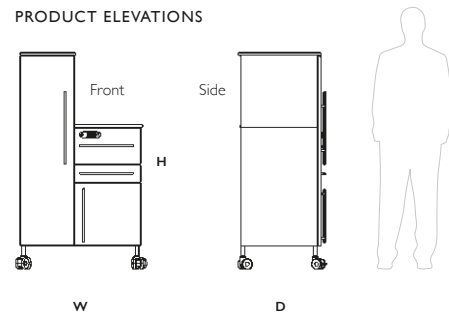


PRODUCT CODE FW180B-LAMINATE Bedside Locker Wardrobe

The economical laminate cladding on the front of Bedside Lockers is a great way to make budget go further without sacrificing equipment quality.

DIMENSIONS
Height = 1455mm Width = 1000mm Depth = 480mm

PRODUCT ELEVATIONS



MFC LAMINATE SURFACES



BEDSIDE LOCKERS - 180B MODEL (MIRRORED) / TRESPA® CLAD

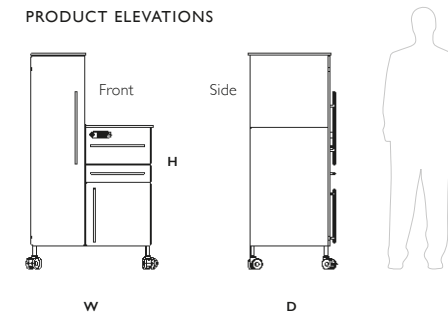


PRODUCT CODE FW180B-TRESPA Bedside Locker Wardrobe

The ultra durable Trespa® cladding offers the ultimate longevity of a unit even on larger Bedside Lockers such as the Trespa® 180 series.

DIMENSIONS
Height = 1455mm Width = 1000mm Depth = 480mm

PRODUCT ELEVATIONS



KEYLESS DIGITAL LOCK *(included in price)*

Keyless everyday operation with master key for maintenance or forgotten codes.




MODULAR CONSTRUCTION



All key components can be easily cleaned, removed and replaced tool-free!

ULTRA DURABLE TRESPA® SURFACES





PATIENT'S
SECURE
DRAWER

INTEGRATED
HANDLE
CUT-OUTS

10MM
TRESPA®
SURFACES

FRAME/SHELF COLOURS *(included in price)*



Blue Purple Pink Orange Yellow Green White

PRODUCT CODE

FW260 Bedside Locker for Life

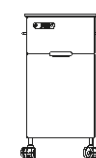
The Locker for Life is exactly how it sounds; a long-term, cost-effective solution. We are proud to introduce such a model; engineered with precision in terms of the most durable materials used and simple modular deconstruction, for the easy replacement of damaged panels.

DIMENSIONS

Height = **920mm** Width = **500mm** Depth = **480mm**

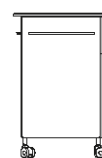
PRODUCT ELEVATIONS

Front



W

Side



D



KEYLESS DIGITAL LOCK *(included in price)*

Keyless everyday operation with master key for maintenance or forgotten codes.



(p.18)

REPLACEABLE PARTS

1

Step 1: Remove the easy-to-use and tool-less thumb screws.



2

Step 2: Simply unhook the parts and lift away.



EASY TO DO
TOOL-LESS
MAINTENANCE

3

Step 3: Clean thoroughly or replace necessary parts for longevity of your Locker for Life.



ULTRA DURABLE TRESPA® SURFACES



BEDSIDE OVERBED TABLE - STEEL CHASSIS - TRESPA® WORKTOP



INTEGRAL FOOTSPACE

Compared with straight-leg overbed tables, our unit features a single wraparound support leg to enable the table to be easily used with chairs as well beds.

PRODUCT CODE

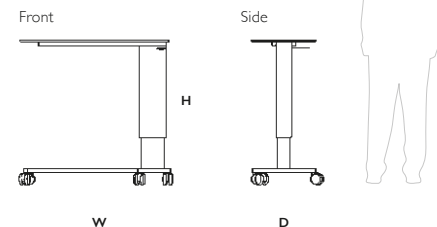
FW300 Bedside Overbed Table
(white only)

The Bedside Overbed Table has been carefully designed to maximise product-life with durable Trespas® worktops, whilst considering comfort and practicality for the patient, with a height adjustable column.

DIMENSIONS

Height = 720-1100mm Width = 920mm Depth = 420mm

PRODUCT ELEVATIONS



ULTRA DURABLE TRESPA® WORKTOP



(p.13)

BEDSIDE OVERBED TABLE - OPTIONAL COLOURED BUMPER



OPTIONAL BUMPER COLOURS *(available separately)*



CALL US NOW FOR MORE INFO ON 01635 866717 OR EMAIL SALES@FREEWAYMEDICAL.CO.UK

FREEWAY
Medical

PRODUCT CODE

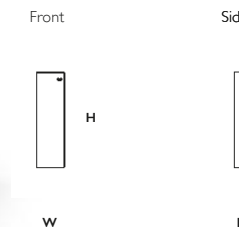
FW301 Bedside Overbed Table Bump Cover
(6 colour options)

Add a splash of colour from 6 choices to liven up the ward as well as some extra product protection with an optional coloured bumper.

DIMENSIONS

Height = 600mm Width = 102mm Depth = 170mm

PRODUCT ELEVATIONS

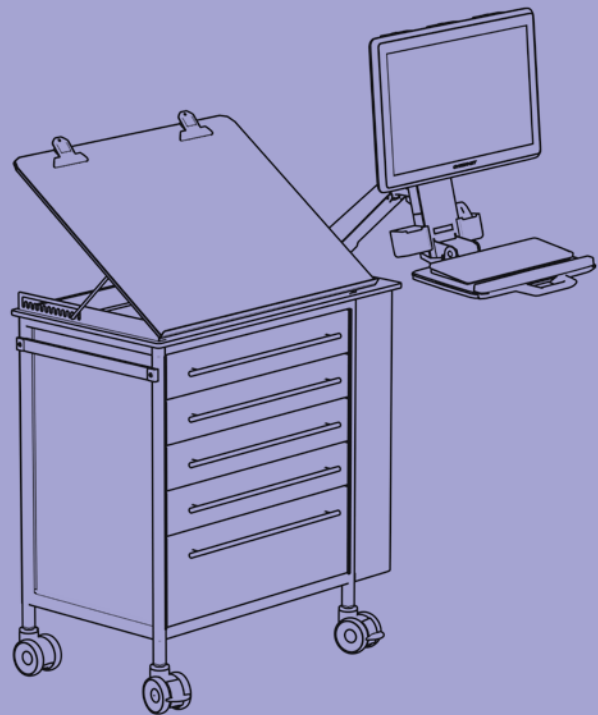


ADJUSTABLE HEIGHT RANGE OF 380MM



CHART WORKSTATIONS

500 SERIES / 700 SERIES / 1000 SERIES



*Model shown: FW1119-IT-MOB-DC - mobile power IT Pod



FREEWAY
Medical

Chart Workstations. Making easy work of patient notes.

Our Chart Workstations come in various guises but all offer the same flexibility, build quality and custom paint colours as our other ranges.

Freeway Medical have worked hard to custom-design features that work hard in hospitals and are now offering the opportunity to make paperless patient notes a reality with a brand new go-anywhere mobile power and IT upgrade.

Further customisation is possible, such as optional hook-over accessories, digital security and divider shelves, meaning your workstation works for you.

[Explore our Chart Workstation range >](#)

What is included on the base models?

Your desired Chart Workstation is simply a few steps away, customised at no extra cost to you: choose your ideal width, choose your drawer front or frame colour and then choose your preferred tray or basket combination (where applicable).

If you would like to upgrade components or add optional extras, there are plenty to choose from including the brand new integrated IT and mobile power solutions.

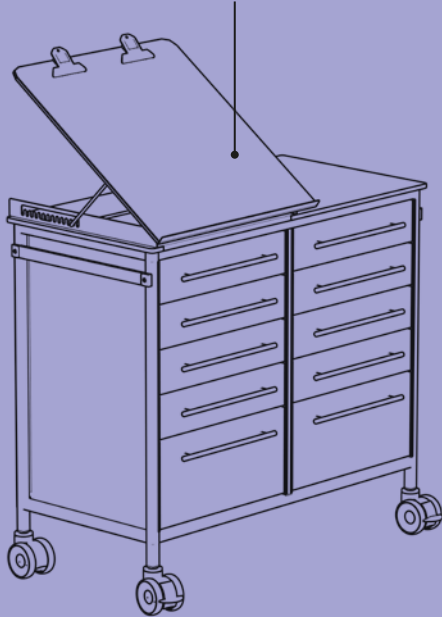
CHART WORKSTATION
500 SERIES



CHART WORKSTATION
700 SERIES

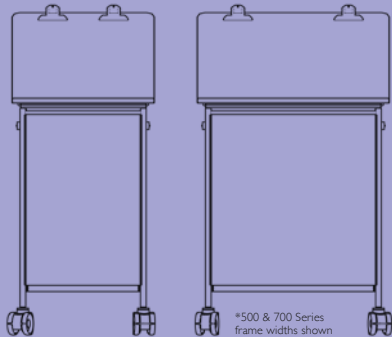


CHART WORKSTATION
1000 SERIES




*FV9450-6, FV1119 AND FV9440 models shown

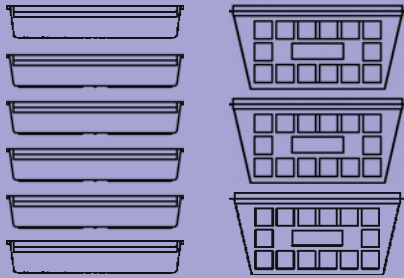
1. CHOOSE YOUR
IDEAL WIDTH
(3 widths available)



1. CHOOSE YOUR
IDEAL COLOUR
(9 options available)



2. CHOOSE YOUR
STORAGE TRAYS
(or drawer depths
where applicable)



4. CHOOSE YOUR UPGRADES (optional IT integration - see pages 291/297/303/305/307)

WHY BUY FREEWAY? BECAUSE ALL THESE FEATURES ARE STANDARD!



Custom Colour Choice

Every Chart Workstation can be colour customised. Choose from one of 8 available colours for the frame or drawer-fronts to liven up your product.



Adjustable Viewing Angles

All chart boards can be height adjusted so you can obtain the perfect viewing angle for each individual using the cart. They can also be laid flat if necessary.



Slide-Off Chart Board

Standard on all our double width Chart Workstations and an optional extra on the narrower models, the slide-off chart board offers flexibility in use.



Built-In Accessory Rails

Simple accessories give the cart endless upgrade options via our range of hook-over accessories, enhancing the Chart Workstations' uses.



Every Purpose Cart

From a simple, stand-alone chart board, to one with drawers, IT options and baskets, we have multiple options for you to choose from.



Amazing Upgrades

From secure mains-powered pods, to fully mobile all-in-one screen and PC solutions, the future of paperless patient notes is already here.

CHART WORKSTATIONS - 500 SERIES / OPEN STOOL SPACE



*Measurements are inclusive of the chart board in a flat position. Stool shown for illustrational purposes.

CHASSIS COLOURS *(included in price)*



Blue Purple Pink Red Orange Yellow Green White

PRODUCT CODE

FW3410-6 Chart Workstation 500 Series

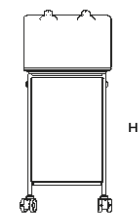
Have the option of taking some weight off your feet with a Chart Workstation you can slot a stool under; whilst making full use of the space provided.

DIMENSIONS*

Height = **960mm** Width = **600mm** Depth = **550mm**

PRODUCT ELEVATIONS

Front



W

Side



D



ADJUSTABLE CHART BOARD *(as standard)*



CHART WORKSTATIONS - 500 SERIES / LOWER TRAY



*Measurements are inclusive of the chart board in a flat position.

PRODUCT CODE

FW3410B-6 Chart Workstation 500 Series *(with tray)*

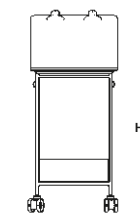
Having a lower storage tray gives you the option to transport equipment or folders – check out the optional divider tray to organise more effectively.

DIMENSIONS*

Height = **960mm** Width = **600mm** Depth = **550mm**

PRODUCT ELEVATIONS

Front



W

Side



D



OPTIONAL SLIDE-ON/OFF CHART BOARD

(p.308)

A slide-on/slide-off chart board for maximum flexibility.




HOOK-OVER ACCESSORIES *(optional)*

(p.22)

*Consumables not included.



OPTIONAL DIVIDER TRAY *(open tray is included)*



Upgrade to this divider tray to give segregated storage capacity for folders and binders.

CHART WORKSTATIONS - 500 SERIES / 1-DRAWER



*Measurements are inclusive of the chart board in a flat position.

PRODUCT CODE

FW3420-6 Chart Workstation 500 Series
(1-drawer)

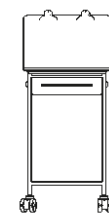
All our Chart Workstations come with fully adjustable chart board viewing angles so you can accommodate all individuals using the cart.

DIMENSIONS*

Height = **960mm** Width = **600mm** Depth = **550mm**

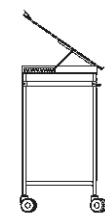
PRODUCT ELEVATIONS

Front



W

Side



D



DRAWER COLOURS *(included in price)*



Blue Purple Pink Red Orange Yellow Green White

OPTIONAL SLIDE-ON/OFF CHART BOARD

(p.308)

An optional slide-on/slide-off chart board for maximum flexibility.



CHART WORKSTATIONS - 500 SERIES / 2-DRAWER

FREEWAY
Medical



*Measurements are inclusive of the chart board in a flat position.

PRODUCT CODE

FW3430-6 Chart Workstation 500 Series
(2-drawer)

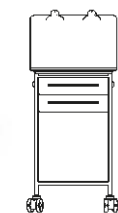
All Chart Workstations feature built-in accessory rails to transform your workstation with a multitude of hook-over accessories tailored to your requirements.

DIMENSIONS*

Height = **960mm** Width = **600mm** Depth = **550mm**

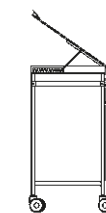
PRODUCT ELEVATIONS

Front



W

Side



D



DIGITAL LOCK OPTION *(for drawers)*

Keyless everyday operation with master key for maintenance or forgotten codes.



(p.18)


HOOK-OVER ACCESSORIES *(optional)*

(p.22)

*Consumables not included.



OPTIONAL DIVIDER TRAY *(open tray is included)*



Upgrade to this divider tray to give segregated storage capacity for folders and binders.



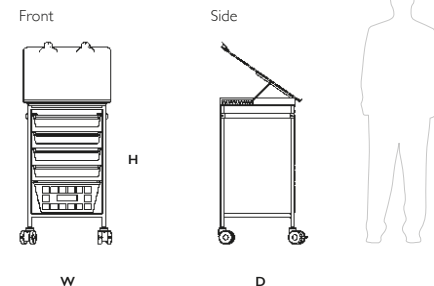
*Measurements are inclusive of the chart board in a flat position.

PRODUCT CODE
FW3400-6 Chart Workstation Vari-Cart 500 Series


The Vari-Cart Chart Workstation is the perfect mix of acrylic trays and metal baskets for storing and transporting equipment required for the ward rounds.

DIMENSIONS*
Height = **960mm** Width = **600mm** Depth = **550mm**

PRODUCT ELEVATIONS



FRAME COLOURS *(included in price)*



OPTIONAL SLIDE-ON/OFF CHART BOARD

(p.308)

An optional slide-on/slide-off chart board for maximum flexibility.



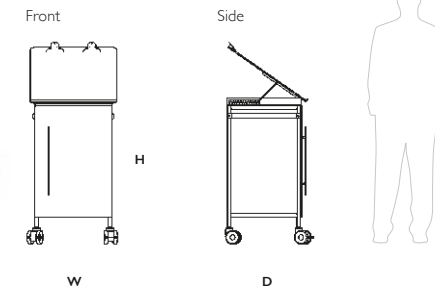
*Measurements are inclusive of the chart board in a flat position.

PRODUCT CODE
FW3400-6 ECD Chart Workstation 500 Series Vari-Cart Clear Door


The Vari-Cart Chart Workstation Clear Door model with a gives you the best of all worlds, trays and a sealed workstation all in one manoeuvrable unit.

DIMENSIONS*
Height = **960mm** Width = **600mm** Depth = **550mm**

PRODUCT ELEVATIONS



FRAME COLOURS *(included in price)*



DIGITAL LOCK OPTION *(for drawers)*

Keyless everyday operation with master key for maintenance or forgotten codes.





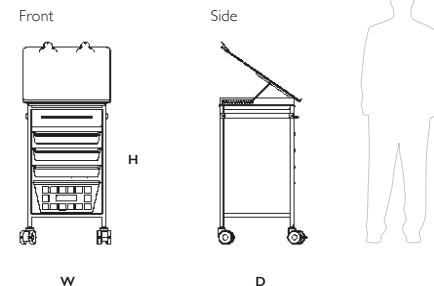
*Measurements are inclusive of the chart board in a flat position.

PRODUCT CODE
FW3425-6 Chart Workstation 1-drawer 500 Series Vari-Cart Hybrid

The Vari-Cart Hybrid model with a Chart Workstation gives you the best of all worlds, with a single drawer, trays and workstation all in one manoeuvrable unit.

DIMENSIONS*
Height = **960mm** Width = **600mm** Depth = **550mm**

PRODUCT ELEVATIONS



DRAWER COLOURS *(included in price)*



Blue Purple Pink Red Orange Yellow Green White

OPTIONAL SLIDE-ON/OFF CHART BOARD

(p.308)

An optional slide-on/slide-off chart board for maximum flexibility.



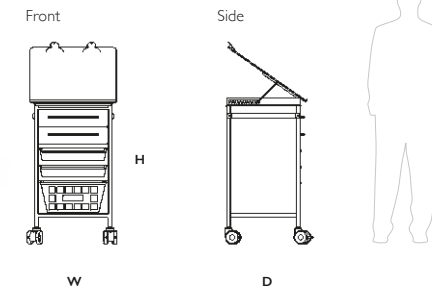
*Measurements are inclusive of the chart board in a flat position.

PRODUCT CODE
FW3435-6 Chart Workstation 2-drawer 500 Series Vari-Cart Hybrid

The Vari-Cart Hybrid model with a Chart Workstation gives you the best of all worlds, with drawers, trays and workstation all in one manoeuvrable unit.

DIMENSIONS*
Height = **960mm** Width = **600mm** Depth = **550mm**

PRODUCT ELEVATIONS



DRAWER COLOURS *(included in price)*



Blue Purple Pink Red Orange Yellow Green White

DIGITAL LOCK OPTION *(for drawers)*

Keyless everyday operation with master key for maintenance or forgotten codes.



(p.18)

CHART WORKSTATIONS - 500 SERIES / 5-DRAWER



*Measurements are inclusive of the chart board in a flat position.

PRODUCT CODE

FW3450-6 Chart Workstation 500 Series (5-drawer)

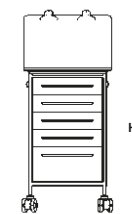
Customise the colour of your drawers from a selection of 8 colours: a cool blue, a roaring red or perhaps even a combination for colour-coded organisation.

DIMENSIONS*

Height = **960mm** Width = **600mm** Depth = **550mm**

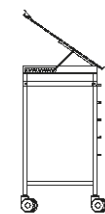
PRODUCT ELEVATIONS

Front



W

Side



D



DRAWER COLOURS *(included in price)*



Blue

Purple

Pink

Red

Orange

Yellow

Green

White

Multi

OPTIONAL SLIDE-ON/OFF CHART BOARD

(p.308)

An optional slide-on/slide-off chart board for maximum flexibility.



CHART WORKSTATIONS - INTEGRATED IT POD OPTIONS

FREEMWAY
Medical



Need an integrated IT solution for your Chart Workstation?

We offer 3 versions of our popular IT Pod. A 240V plug-in model and 2 different mobile power options.

See pages 30-33 for detailed information.

PLUG-IN
MAINS
POWERED

Our 240V plug-in Pod.
See pages 30-33

RECHARGEABLE
MOBILE AC
POWER

Constant mobile power via rechargeable battery pods.
See pages 30-33

RECHARGEABLE
MOBILE DC
POWER

All-in-one PC monitor and mobile power supply!
See pages 30-33

CALL US NOW FOR MORE INFO ON 01635 866717 OR EMAIL SALES@FREEMWAYMEDICAL.CO.UK

FREEMWAYMEDICAL.CO.UK 287

CHART WORKSTATIONS - 700 SERIES / OPEN STOOL SPACE



*Measurements are inclusive of the chart board in a flat position. Stool shown for illustrational purposes.

CHASSIS COLOURS *(included in price)*



Blue Purple Pink Red Orange Yellow Green White

PRODUCT CODE

FW1000 Chart Workstation 700 Series
(with stool space)

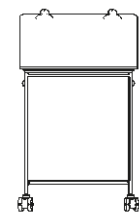
Choose to sit or choose to stand with the Open Stool Space Chart Workstation which has a fully adjustable chart board, adaptable to the position you choose.

DIMENSIONS*

Height = **960mm*** Width = **800mm** Depth = **600mm**

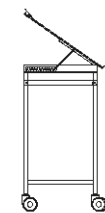
PRODUCT ELEVATIONS

Front



W

Side




D



ADJUSTABLE CHART BOARD *(as standard)*



CHART WORKSTATIONS - 700 SERIES / LOWER TRAY



*Measurements are inclusive of the chart board in a flat position.

PRODUCT CODE

FW1000B Chart Workstation 700 Series
(with tray)

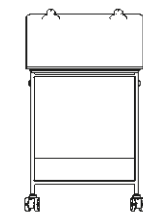
Try customising your Chart Workstation – explore your options such as chassis colour choice, having a slide on/off chart board and amazing IT upgrades.

DIMENSIONS*

Height = **960mm*** Width = **800mm** Depth = **600mm**

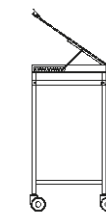
PRODUCT ELEVATIONS

Front



W

Side



D



OPTIONAL SLIDE-ON/OFF CHART BOARD

(p.308)

A slide-on/slide-off chart board for maximum flexibility.




HOOK-OVER ACCESSORIES *(optional)*

(p.22)

*Consumables not included.



OPTIONAL DIVIDER TRAY *(open tray is included)*



Upgrade to this divider tray to give segregated storage capacity for folders and binders.

CHART WORKSTATIONS - 700 SERIES / 1-DRAWER



*Measurements are inclusive of the chart board in a flat position.

PRODUCT CODE

FW1112 Chart Workstation 700 Series (1-drawer)

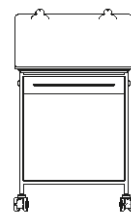
On this Chart Workstation model, add the keyless digital lock to your drawer with programmable codes for extra security when transporting the unit around wards.

DIMENSIONS*

Height = **960mm*** Width = **800mm** Depth = **600mm**

PRODUCT ELEVATIONS

Front



W

Side



D



DRAWER COLOURS *(included in price)*



Blue Purple Pink Red Orange Yellow Green White

OPTIONAL SLIDE-ON/OFF CHART BOARD

(p.308)

An optional slide-on/slide-off chart board for maximum flexibility.



CHART WORKSTATIONS - 700 SERIES / 2-DRAWER



*Measurements are inclusive of the chart board in a flat position.

PRODUCT CODE

FW1114 Chart Workstation 700 Series (2-drawer)


Colour coding units with colours of wards is an efficient and clever way to ensure ward equipment and units do not go astray and get back to their correct homes.

DIMENSIONS*

Height = **960mm*** Width = **800mm** Depth = **600mm**

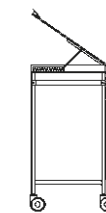
PRODUCT ELEVATIONS

Front



W

Side



D



DIGITAL LOCK OPTION *(for drawers)*

Keyless everyday operation with master key for maintenance or forgotten codes.



(p.18)


HOOK-OVER ACCESSORIES *(optional)*

(p.22)

*Consumables not included.



OPTIONAL DIVIDER TRAY *(open tray is included)*



Upgrade to this divider tray to give segregated storage capacity for folders and binders.

CHART WORKSTATIONS - 700 SERIES / 5-DRAWER



*Measurements are inclusive of the chart board in a flat position.

PRODUCT CODE

FW1119 Chart Workstation 700 Series (5-drawer)

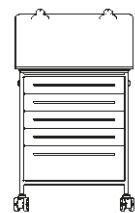
The 5 drawer Chart Workstation is easily manoeuvred around hospital wards and is a useful, practical addition offering storage and space to work.

DIMENSIONS*

Height = **960mm*** Width = **800mm** Depth = **600mm**

PRODUCT ELEVATIONS

Front



W

Side



D



DRAWER COLOURS *(included in price)*



Blue Purple Pink Red Orange Yellow Green White Multi

OPTIONAL SLIDE-ON/OFF CHART BOARD

(p.308)

An optional slide-on/slide-off chart board for maximum flexibility.



CHART WORKSTATIONS - INTEGRATED IT POD OPTIONS

FREEWAY
Medical



Need an integrated IT solution for your Chart Workstation?

We offer 3 versions of our popular IT Pod. A 240V plug-in model and 2 different mobile power options.

See pages 30-33 for detailed information.

PLUG-IN
MAINS
POWERED

Our 240V plug-in Pod.
See pages 30-33

RECHARGEABLE
MOBILE AC
POWER

Constant mobile power via rechargeable battery pods.
See pages 30-33

RECHARGEABLE
MOBILE DC
POWER

All-in-one PC monitor and mobile power supply!
See pages 30-33

CALL US NOW FOR MORE INFO ON 01635 866717 OR EMAIL SALES@FREEWAYMEDICAL.CO.UK

FREEWAYMEDICAL.CO.UK 293



*Measurements are inclusive of the chart board in a flat position.

PRODUCT CODE

FW3600-6 Chart Workstation Vari-Cart 1000 Series (mixed storage)

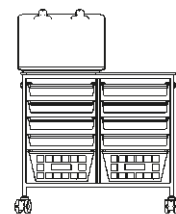
A slide-off chart board, which comes as standard on the 1000 series, offers the user flexibility where the cart can be repurposed by simply removing the chart board.

DIMENSIONS*

Height = 960mm Width = 1020mm Depth = 550mm

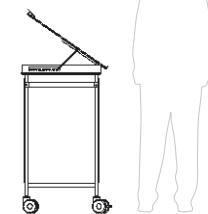
PRODUCT ELEVATIONS

Front



W

Side



D

FRAME COLOURS (included in price)



Blue Purple Pink Red Orange Yellow Green White

STANDARD SLIDE-ON/OFF CHART BOARD

Standard equipment slide-on/slide-off chart board for maximum flexibility.



(p.308)



DOOR
270°
OPENS

*Measurements are inclusive of the chart board in a flat position.

PRODUCT CODE

FW3600-6 ECD Chart Workstation Vari-Cart 1000 Series Clear Door (mixed storage)

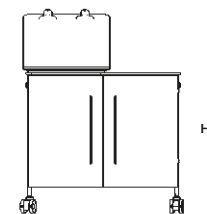
As per the 3600 model opposite, this cart offers the same mixed storage and slide-off chart board, but with an enclosed rear panel and clear acrylic doors.

DIMENSIONS*

Height = 960mm Width = 1020mm Depth = 550mm

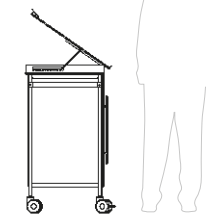
PRODUCT ELEVATIONS

Front



W

Side



D

FRAME COLOURS (included in price)



Blue Purple Pink Red Orange Yellow Green White

KEYLESS DIGITAL LOCK OPTION (for drawers)

Keyless everyday operation with master key for maintenance or forgotten codes.



(p.18)

CHART WORKSTATIONS - 1000 SERIES / VARI-CART



PRODUCT CODE

FW3625-6 Chart Workstation 1000 Series
Vari-Cart Hybrid (2-drawer)

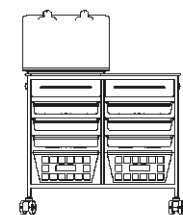
The Vari-Cart Hybrid Chart Workstation offers a useful combination of 2 solid metal drawers which can be secured with a lock, acrylic trays and metal baskets.

DIMENSIONS*

Height = **960mm** Width = **1020mm** Depth = **550mm**

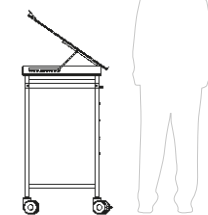
PRODUCT ELEVATIONS

Front



W

Side



D

*Measurements are inclusive of the chart board in a flat position.

FRAME COLOURS (included in price)



Blue Purple Pink Red Orange Yellow Green White

STANDARD SLIDE-ON/OFF CHART BOARD

Standard equipment slide-on/slide-off chart board for maximum flexibility.



(p.308)

CHART WORKSTATIONS - 1000 SERIES / 4-DRAWER / VARI-CART HYBRID

FREEWAY
Medical

PRODUCT CODE

FW3635-6 Chart Workstation 1000 Series
Vari-Cart Hybrid (4-drawer)

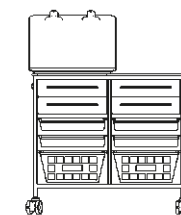
The Vari-Cart Hybrid Chart Workstation offers a useful combination of 4 solid metal drawers which can be secured with a lock, acrylic trays and metal baskets.

DIMENSIONS*

Height = **960mm** Width = **1020mm** Depth = **550mm**

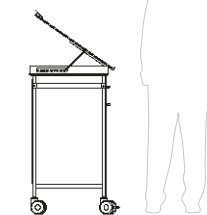
PRODUCT ELEVATIONS

Front



W

Side



D

*Measurements are inclusive of the chart board in a flat position.

DRAWER COLOURS (included in price)



Blue Purple Pink Red Orange Yellow Green White

KEYLESS DIGITAL LOCK OPTION (for drawers)

Keyless everyday operation with master key for maintenance or forgotten codes.



(p.18)

CHART WORKSTATIONS - 1000 SERIES / 5-DRAWER / OPEN STOOL SPACE



*Measurements are inclusive of the chart board in a flat position. Stool shown for illustrative purposes.

PRODUCT CODE

FW3610-6 Chart Workstation 1000 Series with stool space (5-drawer)

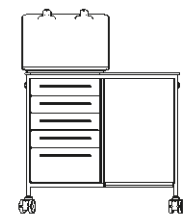
Make this Open Stool Space Chart Workstation complement its ward by customising the drawers from a selection of 8 colours or a combination of them all!

DIMENSIONS*

Height = **960mm** Width = **1020mm** Depth = **550mm**

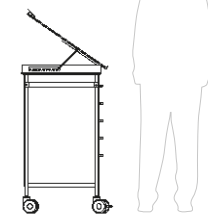
PRODUCT ELEVATIONS

Front



W

Side



D

DRAWER COLOURS *(included in price)*



Blue Purple Pink Red Orange Yellow Green White Multi

STANDARD SLIDE-ON/OFF CHART BOARD

Standard equipment slide-on/slide-off chart board for maximum flexibility.



CHART WORKSTATIONS - INTEGRATED IT POD OPTIONS



Need an integrated IT solution for your Chart Workstation?

We offer 3 versions of our popular IT Pod. A 240V plug-in model and 2 different mobile power options.

See pages 30-33 for detailed information.

PLUG-IN
MAINS
POWERED

Our 240V plug-in Pod.
See pages 30-33

RECHARGEABLE
MOBILE AC
POWER

Constant mobile power via rechargeable battery pods.
See pages 30-33

RECHARGEABLE
MOBILE DC
POWER

All-in-one PC monitor and mobile power supply!
See pages 30-33

CHART WORKSTATIONS - 1000 SERIES / 5-DRAWER / CUPBOARD



*Measurements are inclusive of the chart board in a flat position.

PRODUCT CODE

FW3630-6 Chart Workstation 1000 Series with cupboard (5-drawer)

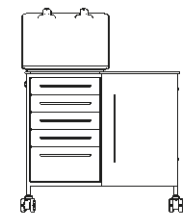
Hospital rounds can require many different types of equipment of all different sizes, which is why our 5 drawer and cupboard combination caters for all possibilities.

DIMENSIONS*

Height = **960mm** Width = **1020mm** Depth = **550mm**

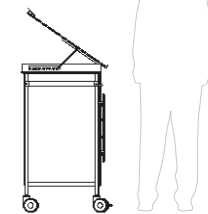
PRODUCT ELEVATIONS

Front



W

Side



D

DRAWER COLOURS *(included in price)*



Blue Purple Pink Red Orange Yellow Green White Multi

STANDARD SLIDE-ON/OFF CHART BOARD

Standard equipment slide-on/slide-off chart board for maximum flexibility.



(p.308)

CHART WORKSTATIONS - INTEGRATED IT POD OPTIONS

FREEWAY
Medical



Need an integrated IT solution for your Chart Workstation?

We offer 3 versions of our popular IT Pod. A 240V plug-in model and 2 different mobile power options.

See pages 30-33 for detailed information.

PLUG-IN
MAINS
POWERED

Our 240V plug-in Pod.
See pages 30-33

RECHARGEABLE
MOBILE AC
POWER

Constant mobile power via rechargeable battery pods.
See pages 30-33

RECHARGEABLE
MOBILE DC
POWER

All-in-one PC monitor and mobile power supply!
See pages 30-33

CALL US NOW FOR MORE INFO ON 01635 866717 OR EMAIL SALES@FREEWAYMEDICAL.CO.UK

FREEWAYMEDICAL.CO.UK 301

CHART WORKSTATIONS - 1000 SERIES / 2 X 5-DRAWER



*Measurements are inclusive of the chart board in a flat position.

PRODUCT CODE

FW3640-6 Chart Workstation 1000 Series
(2 x 5-drawer)

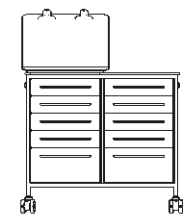
With drawer numbers in the double digits, you certainly will not lack space on this Chart Workstation unit that is responsive in movement and secure when brakes are on.

DIMENSIONS*

Height = **960mm** Width = **1020mm** Depth = **550mm**

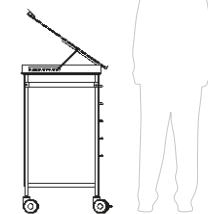
PRODUCT ELEVATIONS

Front



W

Side



D

STANDARD SLIDE-ON/OFF CHART BOARD

Standard equipment slide-on/slide-off chart board for maximum flexibility.



(p.308)

DRAWER COLOURS *(included in price)*



Blue Purple Pink Red Orange Yellow Green White Multi

CHART WORKSTATIONS - INTEGRATED IT POD OPTIONS



Need an integrated IT solution for your Chart Workstation?

We offer 3 versions of our popular IT Pod. A 240V plug-in model and 2 different mobile power options.

See pages 30-33 for detailed information.

PLUG-IN
MAINS
POWERED

Our 240V plug-in Pod.
See pages 30-33

RECHARGEABLE
MOBILE AC
POWER

Constant mobile power via rechargeable battery pods.
See pages 30-33

RECHARGEABLE
MOBILE DC
POWER

All-in-one PC monitor and mobile power supply!
See pages 30-33

CHART WORKSTATIONS - THE SLIDE-OFF CHART OPTION (500 & 700 SERIES CARTS)

THE FIXED CHART BOARD

Most of our standard chart workstations feature the fixed chart board. They feature an adjustable working angle, but are permanently attached to the cart.



THE SLIDE-OFF CHART BOARD

Available as an optional extra on all 500 and 700 Series Chart Workstations. They feature an adjustable working angle as per the fixed chart.



CHART WORKSTATIONS - THE SLIDE-OFF CHART (1000 SERIES CARTS)

STAND TO VIEW PATIENT NOTES

In this example, by sliding the chart board to the left, the sit-at desk space can be utilised making writing or inputting data to a digital device easier and more ergonomic.



OR.....SIT TO VIEW THE PATIENT NOTES

By simply sliding the chart board to the opposite side of the cart, you can now sit to read through the more lengthy copies of patient notes and charts.



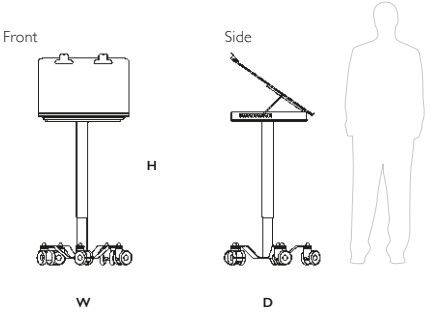


PRODUCT CODE
FW850 Height Adjustable Chart Workstation

With drawer numbers in the double digits, you certainly will not lack space on this Chart Workstation unit that is responsive in movement and secure when brakes are on.

DIMENSIONS
Height = 710-1100mm* Width = 560 mm Depth = 580 mm

PRODUCT ELEVATIONS (chart board in upright position)



ADJUSTABLE CHART BOARD (as standard)



OPTIONAL BASE COLOURS (included in price)



EASY UP. EASY DOWN.

An assisted gas powered column makes adjusting the height of the workstation effortless.




ANTI-TOPPLE. ULTRA-LOW CENTRE OF GRAVITY

Our 5-point low centre of gravity base ensures the workstation remains firmly on the ground and upright in its day-to-day use. With 2 castors featuring brakes, you'll be confident the workstation will not end up accidentally blocking an emergency walkway.



ROOM DIVIDERS

DESIGN A BESPOKE SOLUTION



*Model shown: FW7000 XL Storage Always



Designed by you, built by us. A truly bespoke room divider.

Room dividers are not your average off-the-shelf unit, having to fit into specific areas and spaces around the hospital environment. Use is incredibly specific at times and their purpose changes dependent on who needs them and for what.

Though we have a foundation range, customise your own room divider to make it work for you, how you need it. Choose Freeway Medical for guidance, advice and plenty of flexibility in design from the very beginning to installation and after!

[Explore our Room Divider range and case studies >](#)

AS EASY AS ONE, TWO, THREE...

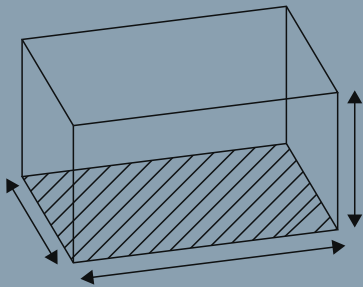
What do you require in a room divider?

Forget compromise – get exactly what you want in a bespoke Room Divider.
The beauty of working with Freeway Medical, is the level of customisation offered for a solution with you in mind.

Simply follow the steps outlined below and tell us the available space, divider purpose, what storage options are preferred, tech requirements, colour preference and optional accessories add ons.

The Room Divider fitting your list of must-haves will seamlessly integrate into your space for ease, efficiency and aesthetics.

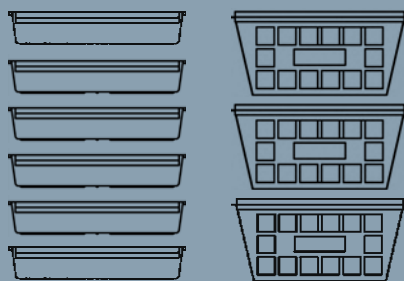
1. TELL US YOUR AVAILABLE SPACE
(floor area and height)




2. TELL US YOUR DIVIDER PURPOSE
(A&E, X-Ray, Airways, etc)




3. TELL US WHICH STORAGE OPTIONS
(removable trays if required)



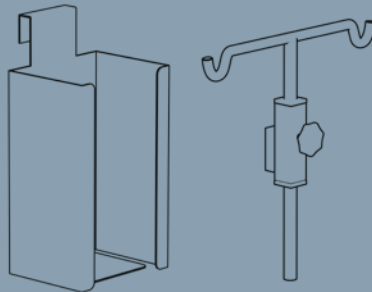
4. IS THERE A TECH REQUIREMENT?
(see pages 26-33)



5. COLOUR CODE YOUR DRAWERS
(9 options available)

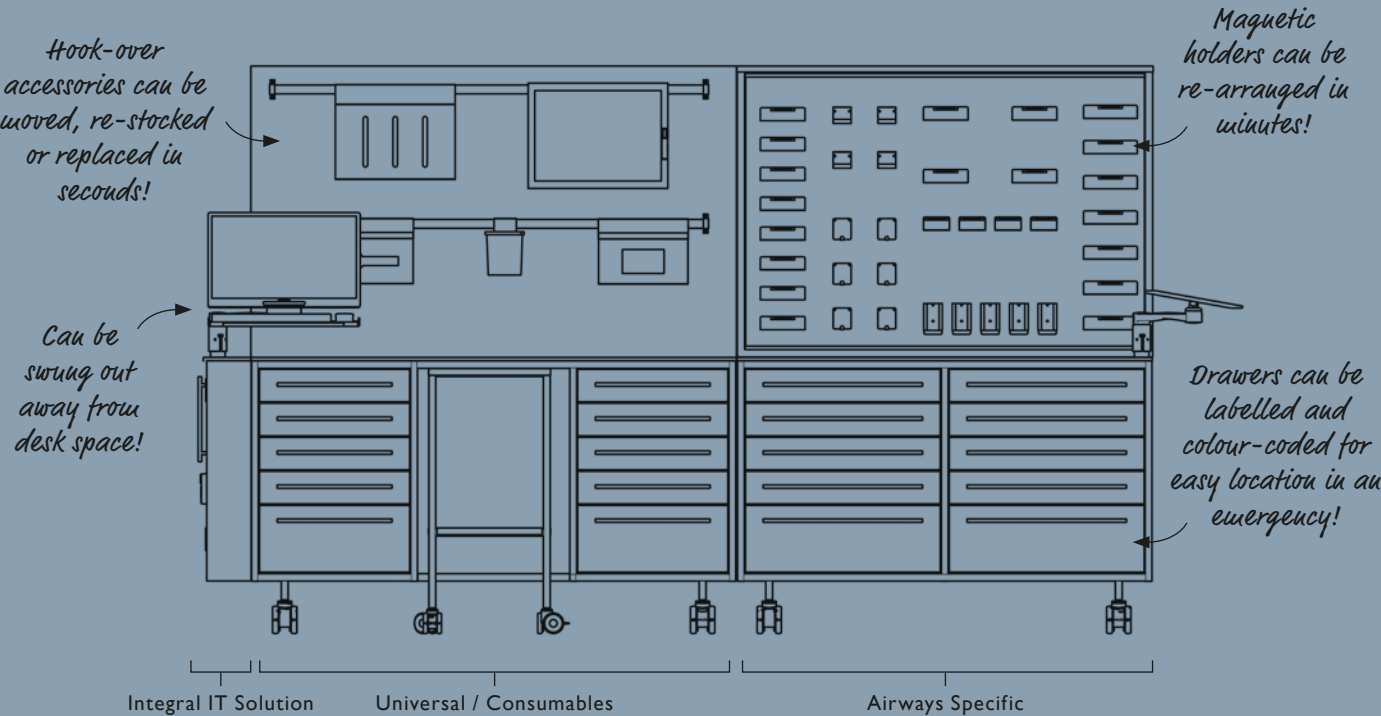


6. CHOOSE YOUR ACCESSORIES*
(see pages 22-25 for optional extras and choices)



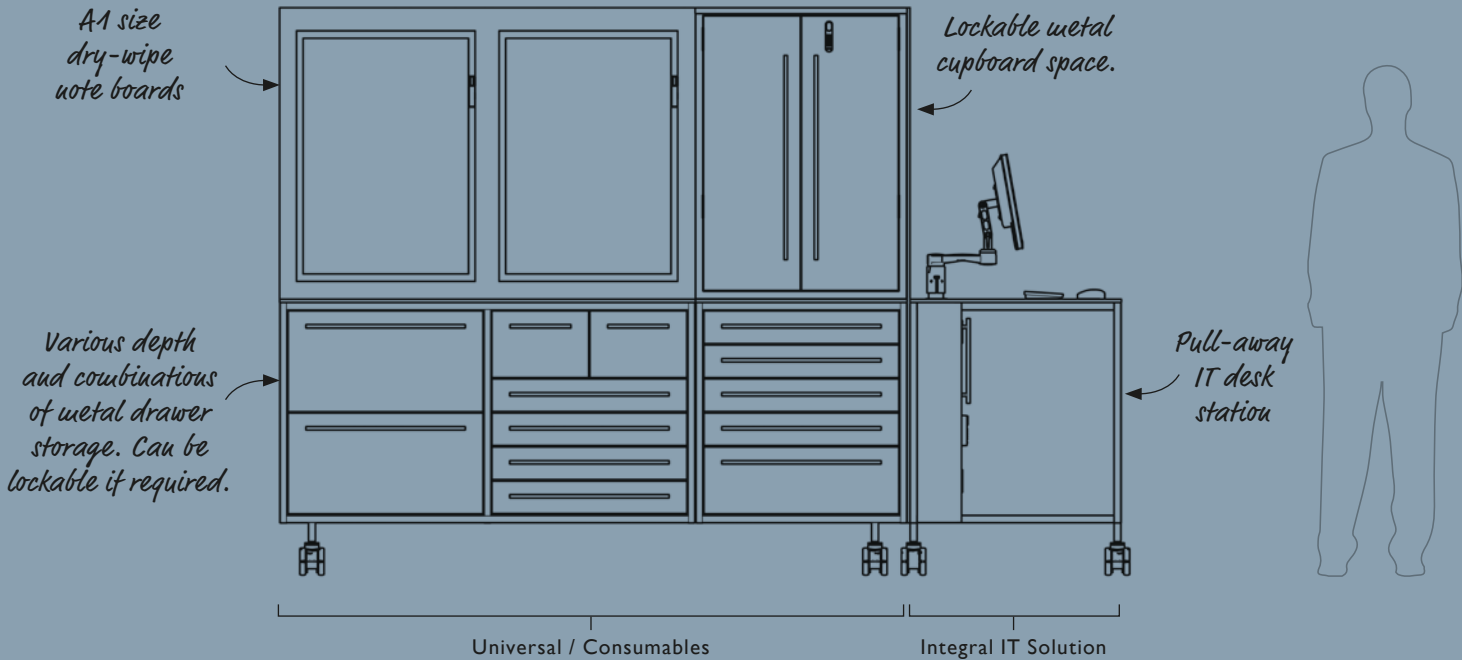
7. NEED SOMETHING ELSE? Talk to us, we love customising further.

EXAMPLE SETUPS...



○ The combinations are endless. You dream it, we'll build it.

These two examples show the variety of what your design could include. All Room Dividers have different purposes and specifications but deliver the same result: an organised room offering greater clarity and reassurance on where equipment and consumables are. There's no need to buy what you see when you can exclusively design for your needs.



ROOM DIVIDERS: SEE THE TRANSFORMATION FOR YOURSELF

CASE STUDIES

STUDY I

REVAMP AND UPGRADE

PROJECT:

In an emergency, speed and efficiency can mean the **difference between life and death**. This busy hospital recognised they needed an upgrade for their airways focused bay.

Custom from the very beginning, the process began by evaluating what was needed and what had to be improved. Whilst a mammoth task to most, **with guidance with our team of experts, the bespoke solution was achievable.**

Freeway Medical encouraged the hospital team to **be bold** in their ward refit design to create a Room Divider that was bespoke to them, bespoke to their hospital and bespoke to their use and their challenges.



BEFORE



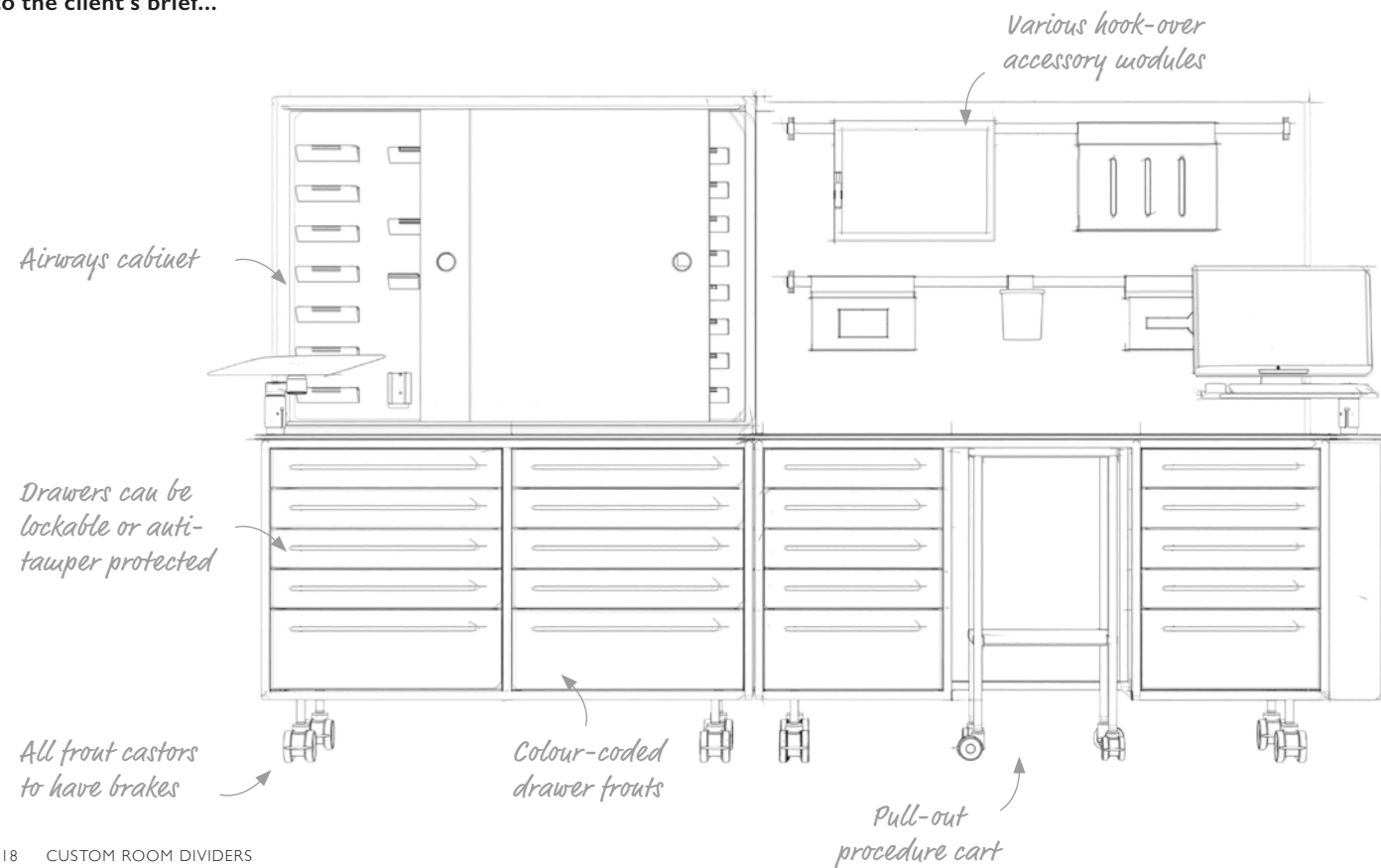
AFTER

THE INSTALL

The install provided more stock capacity and organisation behind infection control screens, with adaptable use from accessories rails and an integrated IT Pod for seamless virtual use.

INITIAL DEVELOPMENT...

Our sales reps, artists and engineers work up an initial solution to the client's brief...

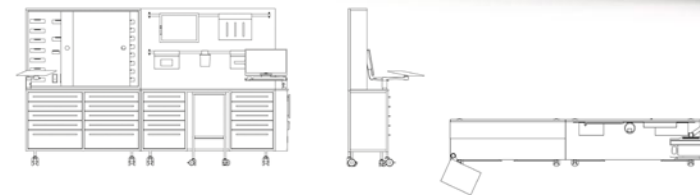


THE PROPOSED DIVIDER DESIGN...

A computer 3D model is generated to give the client a 'feel' for the newly proposed unit...

TECHNICAL VIEWS AND PRODUCT DIMENSIONS

3D modelling breathes life into big ideas to make concepts tangible and achievable, complete with dimensions and plan-view drawings for complete clarity in the design and order process.



STUDY 2

NEW BUILD, NEW THINKING

PROJECT:

Often the **golden opportunity** for a new fit in a new build gets missed, with a transfer of old equipment and old processes. Yet one hospital spotted the chance to make a big difference, with carte de blanche on the design.

With Freeway Medical's help, they envisioned their design from scratch, **rethinking and evaluating all processes** to improve their methods and create a bespoke environment.

The new build was **more than bricks and mortar**. For this hospital, the new equipment allowed a re-education and improvement of practices for a personalised, efficient and enhanced medical setting.



BEFORE



AFTER



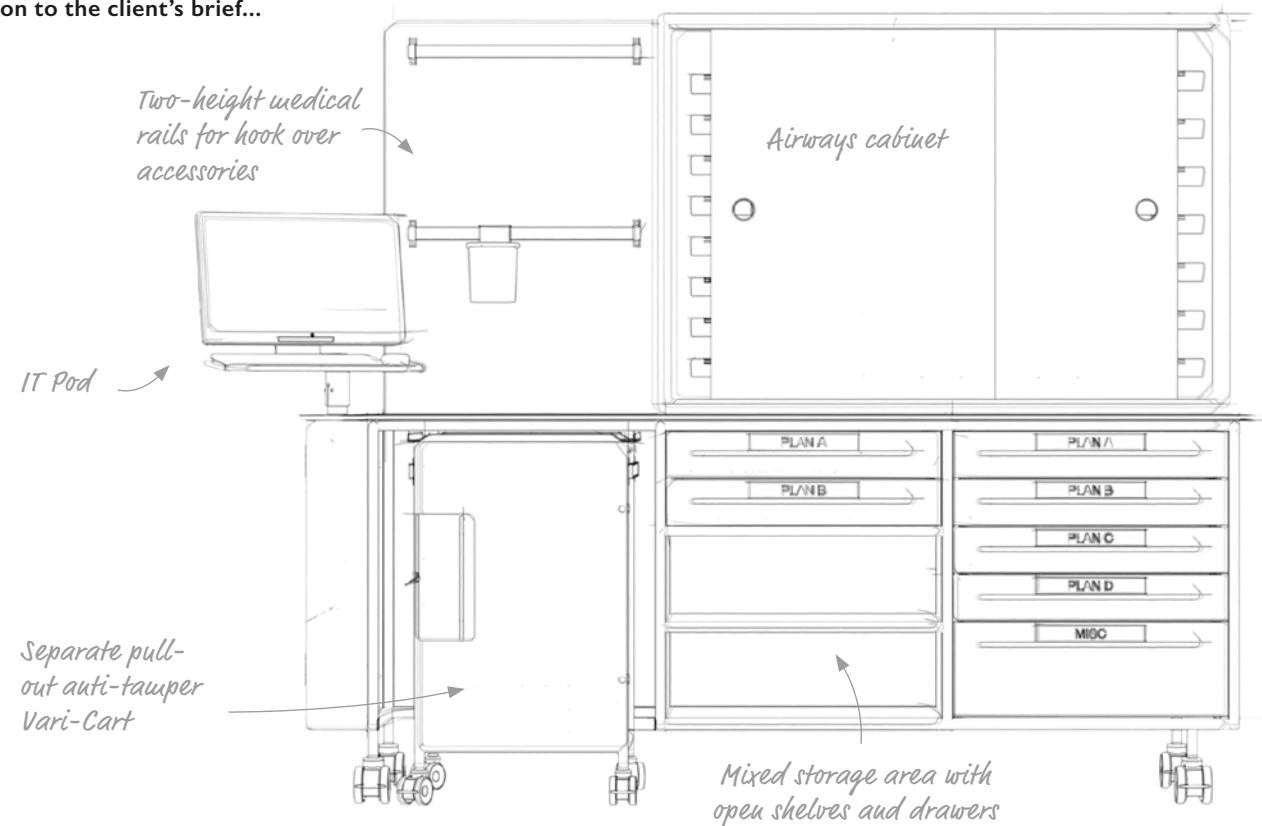
Inset:
A second divider
used in the project.

THE INSTALL

Visually and ergonomically organised with screened protection, efficient storage and flexible, adaptable units that can be adjusted based on the hospital need.

INITIAL DEVELOPMENT...

Our sales reps, artists and engineers work up an initial solution to the client's brief...

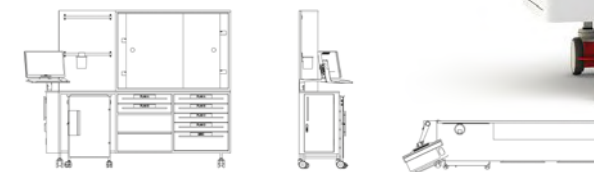


THE PROPOSED DIVIDER DESIGN...

A computer 3D model is generated to give the client a 'feel' for the newly proposed unit...

TECHNICAL VIEWS AND PRODUCT DIMENSIONS

3D modelling breathes life into big ideas to make concepts tangible and achievable, complete with dimensions and plan-view drawings for complete clarity in the design and order process.



STUDY 3

FULFILLING THE REQUIREMENTS LIST

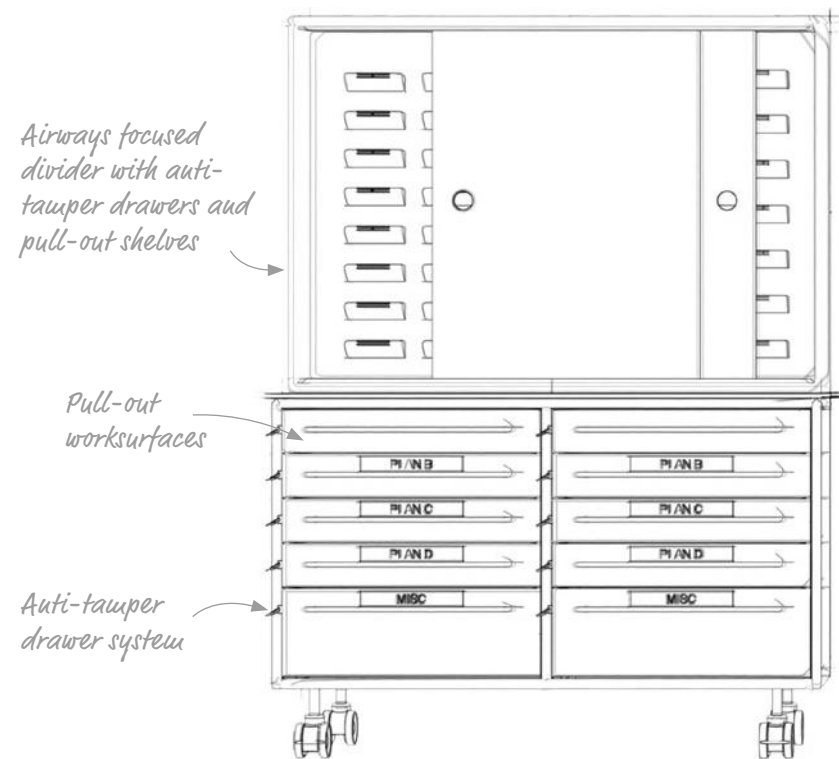
PROJECT:

The **beauty of customisation** is that you really do get what you are looking for, in the space you need. When one hospital came to us with a list of exact requirements, a few conversations and renders later, they had their design.

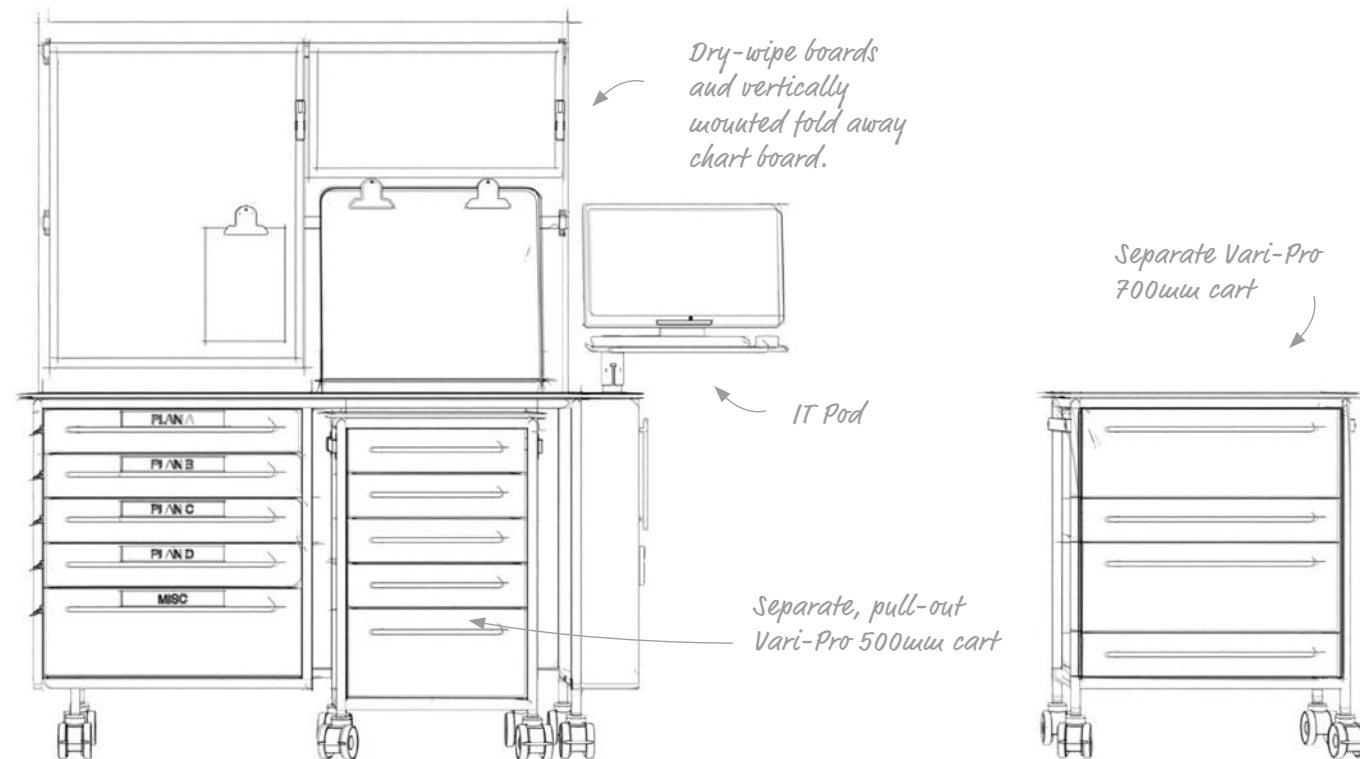
Freeway Medical incorporated anti-tamper strips and clear labelling of all drawers. Twofold in design, anti-tamper strips not only deter tampering but also allow staff to take a quick glance and know which drawers need restocking to **prevent panic** at a later time.

The ward especially benefitted from the bespoke design process when a last-minute change in dimensions meant Freeway Medical adapted quickly to ensure a proper fit into the hospital – **a feat no off-the-shelf product could achieve.**

INITIAL DEVELOPMENT...



Our sales reps, artists and engineers work up an initial solution to the client's brief...

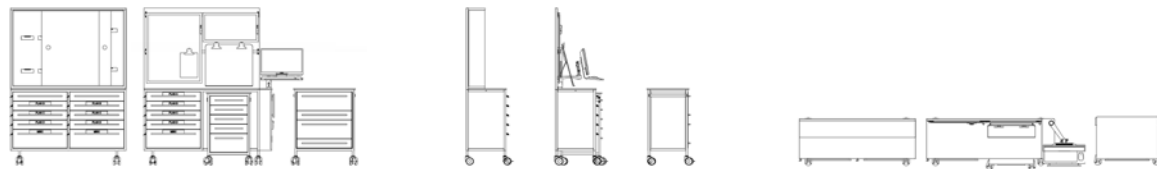


THE PROPOSED DIVIDER DESIGN...

A computer 3D model is generated to give the client a 'feel' for the newly proposed unit...

TECHNICAL VIEWS AND PRODUCT DIMENSIONS

3D modelling breathes life into big ideas to make concepts tangible and achievable, complete with dimensions and plan-view drawings for complete clarity in the design and order process.



Inset right:
A second divider/Vari-Pro
used in the project.

AFTER

FREEWAY
Medical

THE INSTALL

Aesthetically pleasing with efficiency in drawer labelling and anti-tamper strips, these units benefitted from dry wipe boards and a vertically mounted chart board as well as plenty of space for consumables, protected by a screen.



STUDY 4

MAKING SPACE WORK BETTER

PROJECT:

Space comes at a premium in any hospital and this ward was no different. But how did they manage to fit all they needed into the small area to transform their medical environment?

Freeway Medical's expert eyes identified ways to make the space work better and more efficiently; **ideas were brought to life through a series of rendering alterations to make concepts tangible.**

The result was a compact, organisational design at the **heart of the hospital's requirements**, which met the demands of a less-than-optimum sized space and made the most of every square foot available.



BEFORE



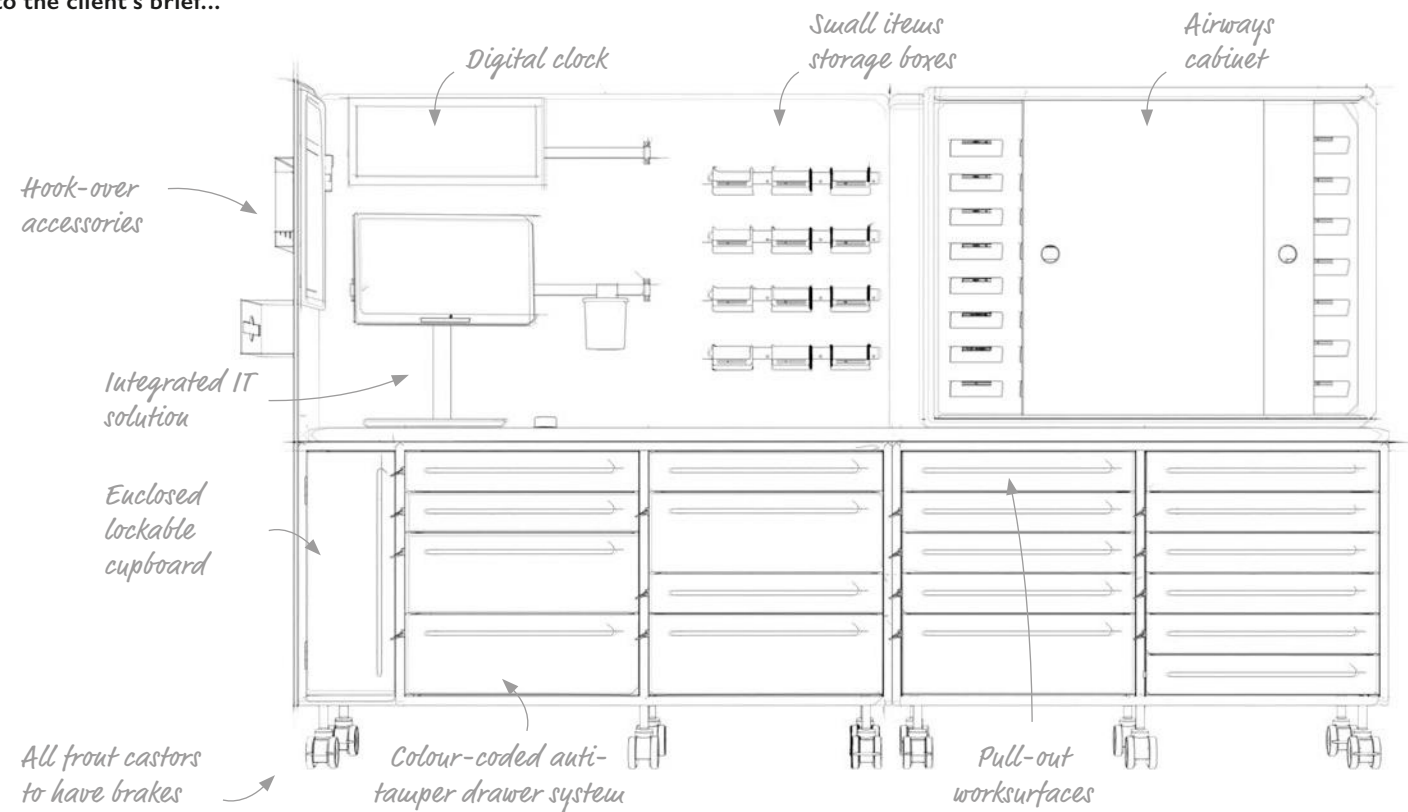
AFTER

THE INSTALL

This Room Divider solution offers copious storage options with lockable drawers, easily-wipeable surfaces, as well as an IT integrated solution, all catering to the hospital's needs.

INITIAL DEVELOPMENT...

Our sales reps, artists and engineers work up an initial solution to the client's brief...



THE PROPOSED DIVIDER DESIGN...

A computer 3D model is generated to give the client a 'feel' for the newly proposed unit...

TECHNICAL VIEWS AND PRODUCT DIMENSIONS

3D modelling breathes life into big ideas to make concepts tangible and achievable, complete with dimensions and plan-view drawings for complete clarity in the design and order process.



STUDY 5

CHANGE IS THE ONLY CONSTANT

PROJECT:

The staff at this hospital found the space they had was rigid and inflexible, unable to cope with the **rigorous, demanding and ever-changing needs of their ward.**

Freeway Medical were invited in to brainstorm a **flexible and more importantly, manoeuvrable space**, allowing staff to grant themselves more room in an emergency or adapt to patients' varying needs.

By removing fixed boundaries, **this Hospital could think, metaphorically as well as quite literally, outside the box.** Rather than forcing their hospital ward to fit the confines of a set, given unit, the design was moulded to their requirements.



BEFORE



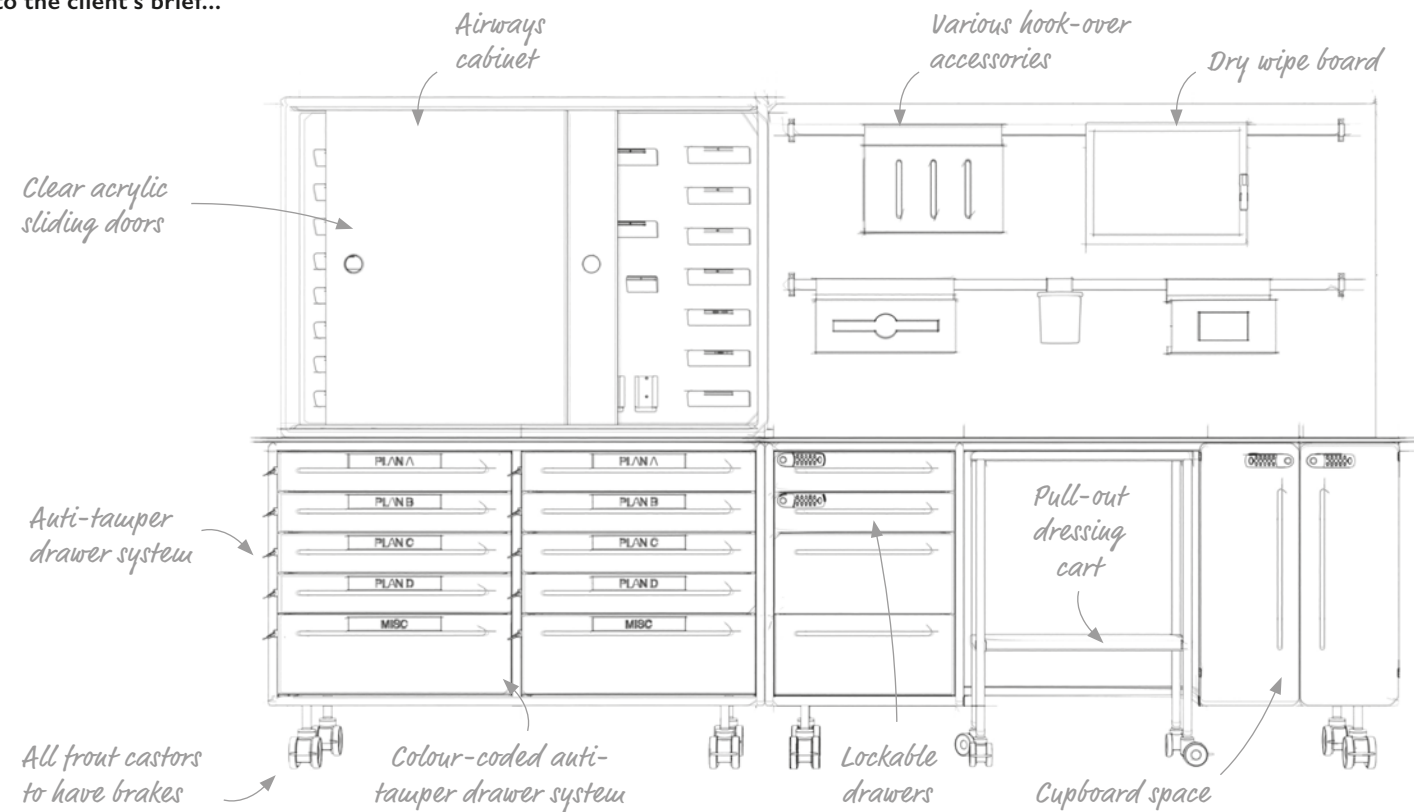
AFTER

THE INSTALL

Twin units situated back-to-back make for a definitive divide between the resus bays. The continuous worksurface give extensive, uncluttered space at a convenient height. All storage and emergency consumables are in clear view, ready for situations where speed and accuracy is everything.

INITIAL DEVELOPMENT...

Our sales reps, artists and engineers work up an initial solution to the client's brief...

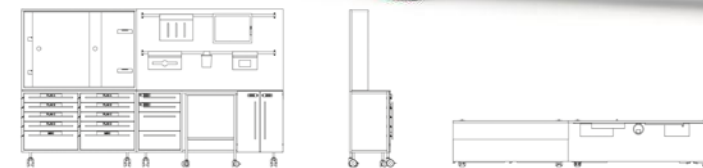


THE PROPOSED DIVIDER DESIGN...

A computer 3D model is generated to give the client a 'feel' for the newly proposed unit...

TECHNICAL VIEWS AND PRODUCT DIMENSIONS

3D modelling breathes life into big ideas to make concepts tangible and achievable, complete with dimensions and plan-view drawings for complete clarity in the design and order process.



STUDY 6

ISOLATION SPECIALISATION

PROJECT:

Freeway Medical creates **bespoke designs for even the most specialised of units.** At this hospital, the need for an isolation unit required rigorous building materials for longevity.

Units had to be easily dismantled for thorough infection control and strong enough to ensure even the most aggressive cleaning materials would not strip the paint off. **The precise list of requirements would not be fulfilled with an off-the-shelf unit.**

Transforming this standard room into a **high-tech, state-of-the-art solution** was a challenge Freeway Medical happily accepted to craft a tailored space which worked for both staff and patients.



BEFORE



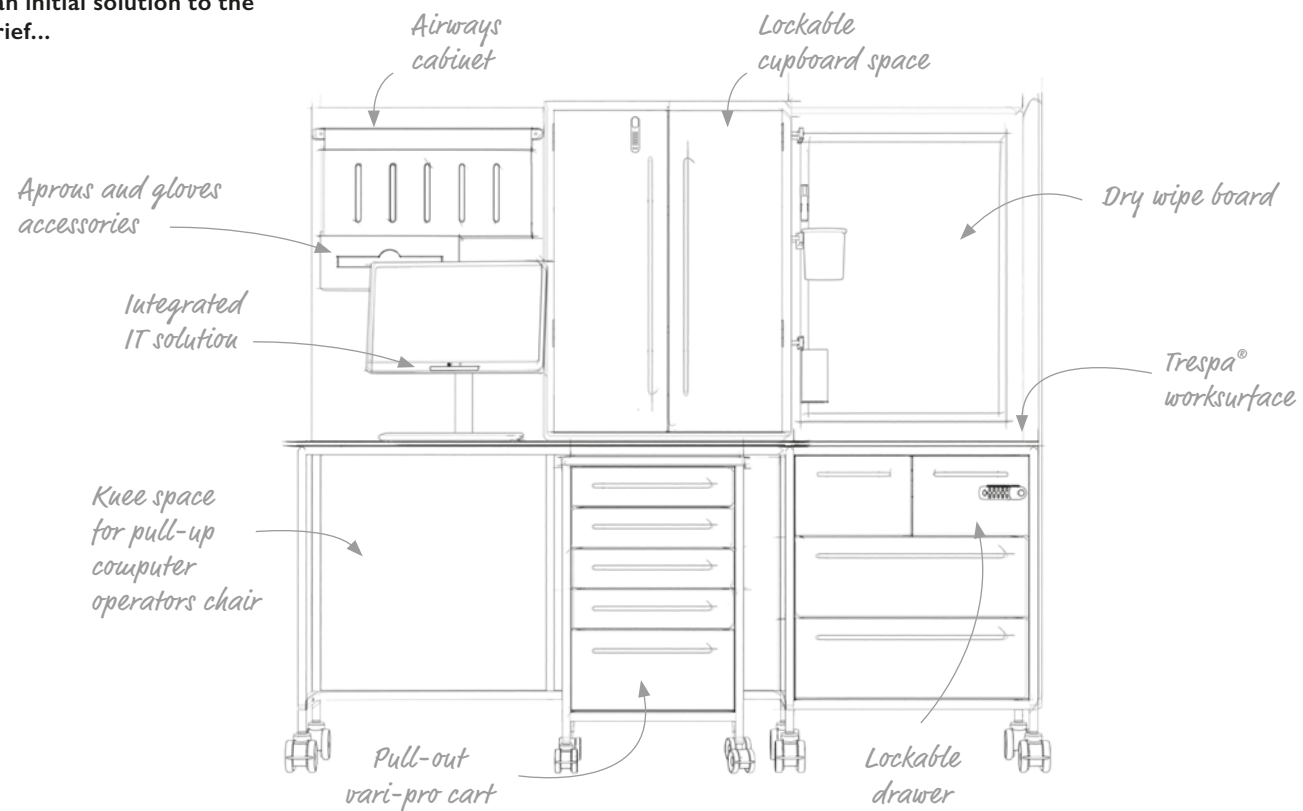
AFTER

THE INSTALL

Trespa® panels and worksurfaces offer the highest level of durability for the most rigorous of cleaning regimes. The install also incorporated lockable cupboard space with a keyless digital lock and plenty of modular and manoeuvrable storage space.

INITIAL DEVELOPMENT...

Our sales reps, artists and engineers work up an initial solution to the client's brief...

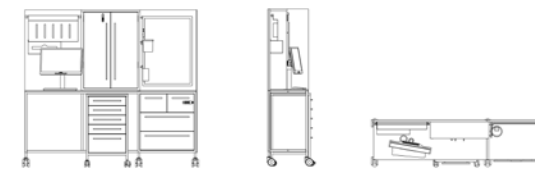


THE PROPOSED DIVIDER DESIGN...

A computer 3D model is generated to give the client a 'feel' for the newly proposed unit...

TECHNICAL VIEWS AND PRODUCT DIMENSIONS

3D modelling breathes life into big ideas to make concepts tangible and achievable, complete with dimensions and plan-view drawings for complete clarity in the design and order process.



ROOM DIVIDERS: EXAMPLE MODELS

○ HOW WILL YOU CUSTOMISE YOURS?

The possibilities are endless: amend the width or height to fit the space you require; add a few extra drawers for storage; add a splash of colour; go high-tech with an integrated IT Pod; or even see what specialisation you can tailor your divider to.

Our bespoke service for Room Dividers is specialised to you. Fitting your requirements is our priority. Talk to our team today and see what we can do for you.

ROOM DIVIDERS - STANDARD/BASE MODELS TO CUSTOMISE



PRODUCT CODE

FW7000 EXAMPLE A Low Level Divider

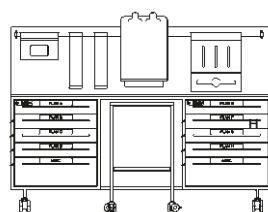
The Low Level Room Divider is a valuable and efficient addition to hospitals. With plenty of storage space and customisation options, this Room Divider can be put to many uses. This particular base unit features a removable Dressing Cart as well as various hook-over accessories.

DIMENSIONS

Height = 1500mm Width = 2050mm Depth = 540mm

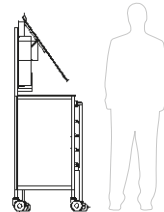
PRODUCT ELEVATIONS

Front



W

Side



D

EQUIPMENT FEATURED ON THIS MODEL *(included in price)*



Keyless digital lock



Various hook-over accessories



All-metal drawers



Trespa® worksurface



FW2801-2




Anti-tamper security

ROOM DIVIDERS - WHAT CAN YOU CUSTOMISE ON THIS MODEL?

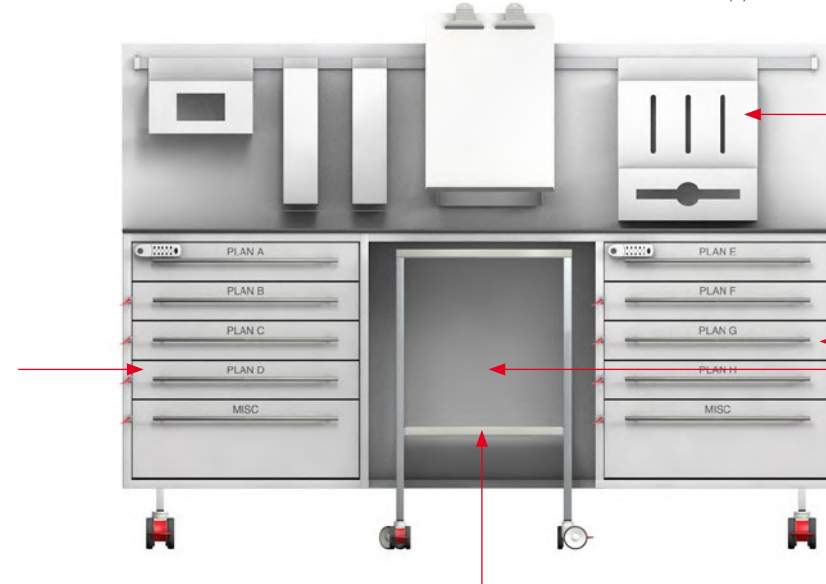
Our base model is a great place for you to start, but there is plenty you can customise to create a Room Divider specific to your needs....

WHAT ABOUT CHANGING THE DRAWER SIZES?

Is it a different depth you want or even a different width? **Design as you wish!**




WANT DIFFERENT HOOK-OVER ACCESSORIES?
Simply decide on a range that works best for you.



COLOUR CODE DRAWERS OR ADD ANOTHER SET

Customise the fronts of your drawers in a range of colours, or even swap out the trolley to add more storage space to your unit. **Design as you wish!**



NEED A DIFFERENT TROLLEY?
We have plenty of options, available for every need.



...with endless possibilities.

Just ask the team today about customising Room Dividers!

ROOM DIVIDERS - STANDARD/BASE MODELS TO CUSTOMISE



PRODUCT CODE

FW7000 EXAMPLE B XL Storage Airways

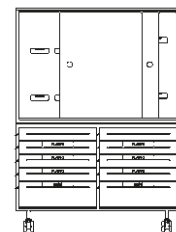
The Storage Airways Room Divider is the ideal foundation for a focused airways unit in any hospital. The divider encourages organisation whilst protecting all equipment behind glass doors or within drawers - crucial for airway incidents. Customise this base model for however you see fit.

DIMENSIONS

Height = 1850mm Width = 1376mm Depth = 540mm

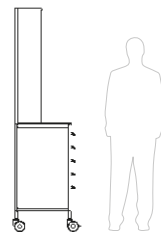
PRODUCT ELEVATIONS

Front



W

Side



D

EQUIPMENT FEATURED ON THIS MODEL *(included in price)*



Anti-tamper security



Stainless steel pull-out shelves



All-metal drawers



Trespa® worksurface



Magnetic airways cabinet

ROOM DIVIDERS - WHAT CAN YOU CUSTOMISE ON THIS MODEL?

Our base model is a great place for you to start, but there is plenty you can customise to create a Room Divider specific to your needs....



WHY NOT REPLACE DRAWERS WITH SHELVES?
Easily access larger items or baskets with less-sensitive or frequently used consumables.

WHAT ABOUT ADDING A CUPBOARD SPACE?
Perfect for those stock items to be secured out of sight.



MAKE IT
CUSTOM
TO YOUR NEEDS

ROOM DIVIDERS - STANDARD/BASE MODELS TO CUSTOMISE



PRODUCT CODE

FW7000 EXAMPLE C Notes and Charting

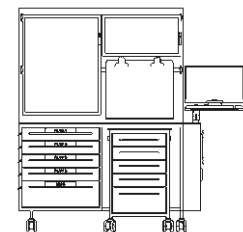
The Notes and Charting Room Divider base model is ideal for processing patient data and notes. The unit is manoeuvrable with solid, heavy-duty castors and can be upgraded with a state-of-the-art IT Pod. Further customisation can be done to ensure the unit really works for you.

DIMENSIONS

Height = 1850mm Width = 1576mm Depth = 540mm

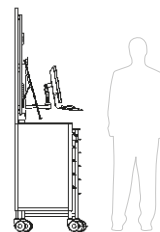
PRODUCT ELEVATIONS

Front



W

Side



D

EQUIPMENT FEATURED ON THIS MODEL *(included in price)*



Anti-tamper security



All-metal drawers



Chart board and dry-wipes



Trespa® worksurface



Vari-Pro -6



IT Pod

ROOM DIVIDERS - WHAT CAN YOU CUSTOMISE ON THIS MODEL?

Our base model is a great place for you to start, but there is plenty you can customise to create a Room Divider specific to your needs....



MAKE IT
CUSTOM
TO YOUR NEEDS

WHAT ABOUT SOME EYE-LEVEL STORAGE?

Simply swap the large dry-wipe board for a cupboard.

DON'T NEED INTEGRATED IT?

Simply make use of the space in a way that suits you better.

NEED MORE PERMANENT STORAGE?

Simple. Add another bank of drawers!



ROOM DIVIDERS - STANDARD/BASE MODELS TO CUSTOMISE



EQUIPMENT FEATURED ON THIS MODEL *(included in price)*



Keyless digital locks



All-metal drawers



Various hook-over accessories



Trespa® worksurface



Dry-wipe board



Adjustable chart

PRODUCT CODE

FW7000 EXAMPLE D Multi-purpose

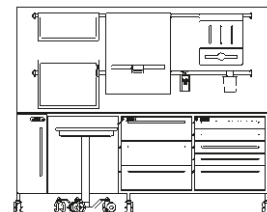
The Multi-Purpose Room Divider shows how dividers can be used in a variety of ways to meet your requirements. Add accessories to change up the use – add a dry-wipe board for information or store away sensitive notes, stock or equipment. See how many purposes you can find in this divider!

DIMENSIONS

Height = 1850mm Width = 2325mm Depth = 540mm

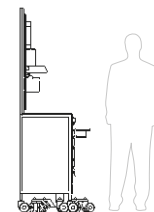
PRODUCT ELEVATIONS

Front



W

Side




D

ROOM DIVIDERS - WHAT CAN YOU CUSTOMISE ON THIS MODEL?

Our base model is a great place for you to start, but there is plenty you can customise to create a Room Divider specific to your needs....

IDEA 1



NEED MORE DRAWER SPACE/STORAGE?

By removing the height adjustable chart and its storage area, three more double-height drawers can be added in place.



NEED TO BE ABLE TO SEE OVER YOUR DIVIDER?

Simply have a shorter backboard and one accessory rail.

DELIVERY/DISCLAIMERS

Delivery

We pride ourselves on delivering high quality, whether it be the actual products themselves or simply the way they turn up to our customers. Everything leaves our factory consistently well protected and packaged in order to ensure a faultless delivery time after time.

Schedules are rigorously adhered to in order to avoid any unnecessary inconvenience, or potential costly delays to installation on site.

The majority of our products come fully assembled and once any protective transit packaging has been removed, can go into service immediately.

Disclaimers

Imagery and colours shown in this catalogue are representative and may differ slightly from the actual product received.

Measurements are correct at the time of printing, but are subject to change without prior notice. Always consult the sales team via sales@freewaymedical.co.uk if you require exact, up to date information for a product and they will provide the latest data available.



NOTES

Accessories

- A4 notes box.....	22/24-25
- Acrylic Storage Tray.....	14/16-17
- Antibacterial gel holder.....	23/24-25
- Anti-Tamper Security.....	19
- Aprons holder.....	22-25
- Cart handle.....	24-25
- Catheter holder.....	22/24-25
- Digital Lock.....	18
- Drawer and Tray Dividers.....	14-17
- Drawer-Front Overpanels.....	15/16-17
- Drawer Handles.....	16-17
- Gloves/Aprons dispenser holder.....	23/24-25
- Gloves dispenser holder.....	23/24-25
- Heavy-Duty Castors.....	12
- IV Pole holder.....	23/24-25
- Metal Storage Basket.....	14/16-17
- O2 cannister holder.....	24/24-25
- Triple gloves dispenser holder.....	23/24-25
- Twin gloves dispenser holder.....	23/24-25
- Worksurfaces.....	13
- Wipes holder.....	22/24-25

Bedside Range

Lockers.....	258-273
Wardrobes.....	264-267
Overbed Table.....	270-271

Chart Workstations

500 Series.....	278-287
700 Series.....	288-293
1000 Series.....	294-303
Chart board options.....	304-305
Adjustable post cart.....	306-307

Dressing Carts

Capped-Edge (500/700/1000 series).....	186-199
Raised-Lip (500/700/1000 series).....	200-213

Infusion Pump Stands

Standard.....	248-249
With stainless post.....	250-251

Medical Records Carts

With suspension file storage.....	220-233
Shelved, for folders and binders.....	234-241

Phlebotomy Carts

Type A/B/C.....	128-133
-----------------	---------

Room Dividers

Case Studies.....	314-339
Examples and customisation.....	340-349

Vari-Cart Enclosed

500 Series.....	56-77
1000 Series.....	94-111

Vari-Cart Open

500 Series.....	44-55
1000 Series.....	84-93

Vari-Cart Hybrid

500 Series.....	118-121
1000 Series.....	122-127

Vari-Pro

500 Series.....	168-171
700 Series.....	172-175
1000 Series.....	176-179

Vari-Pro Specialist

Airways.....	158-161
Emergency.....	140-149
SEPSIS.....	150-157

QUALITY DURABILITY SUSTAINABILITY

**It's our most comprehensive
product line up yet.**

Freeway Medical

Unit 15-16,
Colthrop Business Park,
Colthrop Lane, Thatcham,
Berkshire, RG19 4NB.

Tel: 01635 866 717

Fax: 01635 866 347

Web: freewaymedical.co.uk

Email: sales@freewaymedical.co.uk

